

Gender Aspects of Integrated Water Resources Management



**The Report on Gender Surveys in Representative Households in Republics:
Azerbaijan, Armenia, Georgia, Kazakhstan, Kyrgyzstan, Tajikistan,
Turkmenistan and Uzbekistan**

Tashkent 2005

PREFACE

Today it is no secret for water professionals that gender aspects do have the certain positive potential for improving water resources management and promoting efficiency of water use. Executors of this assignment are sure that presented findings of the gender surveys in countries of Central Asia and Caucasus (by the example of representative districts in rural areas) can help decision-makers, financial agencies, and water professionals to mobilize this earlier ulterior potential for putting it into real practice.

On behalf of the GWP network in Central Asia and Caucasus that has initiated this study, we would like to express our keen appreciation to key executors of this assignment: Mrs. Galina Stulina and Antonina Torguzova (SANIIRI, Uzbekistan) for general methodological supervision, generalization of information, and establishing the database, and national coordinators – Eduard Mesropyan (Armenia), George Dzamukashvily (Georgia), Mamed Asadov (Azerbaijan), Sestager Aknazarov (Kazakhstan), Abdibay Jayloobaev (Kyrgyzstan), Yarash Pulatov (Tajikistan), Usman Saparov (Turkmenistan), and Sakhikhon Irgasheva (Uzbekistan).

Special appreciation to Dr. Nikolai Goroshkov – for translation report into English.

Vadim I. Sokolov
Chairman of the RTAC
GWP for Central Asia and Caucasus

TABLE OF CONTENTS

TABLE OF CONTENTS.....	3
INTRODUCTION	4
1. GENERAL METHOD OF GENDER ANALYSES.....	5
2.1. Azerbaijan.....	7
2.2. Armenia.....	23
2.3. Georgia.....	38
2.4. Kazakhstan.....	54
2.5. Kyrgyzstan.....	70
2.6. Tajikistan.....	85
2.7. Turkmenistan	99
2.8. Uzbekistan.....	117
ANNEXES	133

INTRODUCTION

Gender theory has originated from social sciences more than thirty years ago and, by now, spread all over the world. One of its fundamental provisions is differentiation in applying such terms as *sex* and *gender*. In social sciences, the term *sex* refers to the biologic-anatomic structure of a human being. At the same time, the term *gender* is used to specify differences between male and female social roles and their emotional characteristics that society prescribes to people according to their sexual distinctions. A hierarchical structure that considers a male as the dominating factor and a female as the subordinated factor underlies gender differentiations. As a result, both men and women are “victims” of the traditional system of social norms and stereotypes. It is necessary to remind that gender relations may be quite different in various cultures; and as our survey has revealed, relations between women and men in countries under consideration are drastically different. It follows from this that *gender* is the cultural, social, and historical concept, and at the same time, gender relations are changeable in time. This is not a rigid framework into which willy-nilly we have to squeeze ourselves in, obeying its rules; however, this is the system, which *needs to be altered* if it has become out-of-date and does not meet demands of the times. Gender theory and methodology provide to scientists new analytical tools for investigating society and enables them to discover social and cultural mechanisms that form gender disparity in traditional society.

However, the fundamental values necessary for development of countries and their residents independently of gender differentiation encompass the following concepts:

Freedom. Men and women have the right to prosperous life and parenting of children without fearing famine, violence, oppression, and inequity. The democracies, based on people’s will, ensure these rights in the best way.

Equality. No human being in the country has to be deprived of the opportunity to use advantages of democratic development. Men and women should be provided by equal rights and opportunities.

Tolerance. Given all the many religions, cultures, and languages, people have to respect each other. One should not fear or suppress differences between people; *vice versa*, it is necessary to keep them for future generations.

Respect to nature. Prudence should be displayed in all aspects including the attitude towards natural resources (water and land). Only in this manner, we can preserve and hand over immense wealth granted by nature to our descendants. Out-of-date and inefficient production and uses should be eliminated in the interests of our descendants.

Responsibility. Responsibility for managing economic and social development in countries.

1. GENERAL METHOD OF GENDER ANALYSES

The executors from Kazakhstan, Tajikistan, Turkmenistan, Kyrgyzstan, Armenia, Azerbaijan, Georgia, and Uzbekistan took part in monitoring gender equality aspects in countries of Central Asia and Caucasus. The executors were empowered to select specific regions within their countries, which would ensure the representativeness of all types of household management (in private farms, agricultural cooperatives (shirkats), family (dekhkan) farms etc.)¹. The gender survey was conducted in the form of filling in a questionnaire by interviewers according to answers of owners and members of rural households. Data of questionnaires were entered into the database and then analyzed. As a result, the reports that reflected the existing situation with respect to gender relations were drawn up for each country.

The population in these seven countries, to a greater or lesser extent, is aware of real women's problems rather than the gender theory. Men's views on this problem differ from those of women. In other words, the question how "an oriental man" treats gender problems and whether he is ready to be at the one social level together with a woman remains traditionally topical. Traditionally, many explain the difference in social status of men and women and disparity in their rights by biological reasons. However, the analysis of historical, ethnographic, and cultural facts reveals that major causes of antithesis of women and men are social ones, i.e. norms of behavior established (designed) by society. Therefore, these social and cultural norms are in the focus of our studies. We attempted to review whether society deals with men and women in different ways, and why they have unequal opportunities for self-realization in public and personal spheres despite the fact that the equality is legally recognized in all legal documents adopted by the states. However, religion principles, centuries-old traditions, and way of life in countries under consideration primarily presume the gender disparity with respect to the female population in these countries. Only Georgia is the exclusion of the general rule where the attitude toward women always differed from generally accepted norms in the oriental countries. This problem is reviewed in detail in follow-up chapters of this report.

Mentioned problems are aggravated by economic hardships that limit the financial stability of men and women, and, in addition, restrict access of women to control of their own livelihood. However, there are not doubts that poverty affects men and women in different ways both in the context of living in poverty and in context of other key problems related to living in poverty. The quality, composition, and quantity of foodstuff consumption as well as access to good education and qualitative medical services may be indicators that reflect the poverty rate. People who legally have the different rights without economic support do not have any opportunity to use them. The high unemployment in countries under consideration has baneful consequences for women. Women make up about two-thirds of the total number of unemployed in these countries; and women who are working are basically engaged in unpaid or low-paying occupations. Underemployment remains the critical and real indicator of poverty in the country. Women are the especially vulnerable group since they are engaged in low-paying and temporary works. Gender challenges in the field of labor and employment also can depend on the current legislation on women's social security, which very often limits wish of entrepreneurs to hire women. Conditions of employed women are also problematic since they are engaged in the economic sectors with traditionally low wages – public health and education. Even greater problems exist in the agricultural and informal sectors where women's labor is not practically protected by the state in

¹ After collapse of the Soviet Union, in a number of countries in Central Asia, new forms of agricultural entities were established. For example, in Uzbekistan an agricultural cooperative (shirkat) is an independent operating subject with the rights of a legal entity. It is a voluntary association of individuals that produce agricultural commodities and functions on a share basis and a family (collective) contract. A dekhkan farm is a small, marketable family farm where the family members personally work on their garden land plot, which is allocated to the head of the family for life-long hereditary tenure.

the form of social guarantees, and therefore there is high likelihood for violation of human rights and for wrongful exploitation of women's labor.

Gender disparity in the field of employment takes place at all hierarchical levels. Existing gender disparity restrict access of men and women to specific economic sectors and their professional promotion.

The problem of employment of women in the rural areas is extremely critical. The likelihood to find a proper job is very low; usually this is low-paid, low-skill, and seasonal work.

Rural women are mainly engaged in producing agricultural output for provision of their own families and for sale. Therefore, they are concerned by problems of marketing for their agricultural output, of its hauling, and prices. Banks unwillingly grant credits on the security of property preferring to deal with entrepreneurs that already have profitable farms, and these are usually men.

Rural women have less time for marketing activity, less access to agricultural knowledge, and less professional skill in order to establish own business. Reforms of the rural sector, privatization of agricultural enterprises, and establishing private farms are implemented without due participation of women because of their low representation in local governments and the lack of funds and skill for rural entrepreneurial activity. Taking into account these aspects, we would like to recommend developing the programs of target financing and training addressed to women-farmers, or to women who want to become entrepreneurs.

The curriculum on gender issues is valuable for students and teachers of humanitarian colleges and secondary schools because it covers both discussion and analysis of problems, which affect each of us: a person and his relations with the world, freedom and its limitations, differences between people and the need for observing equal rights (despite differences), marriage, the family, relations between spouses and children, traditional and democratic values, and many other things. In other words, gender curriculum should be aimed at: (i) development of social responsibility of each person; (ii) forming of the system of humanitarian values and sense of equity; and (iii) protection of human rights. The idea of equal secondary education for girls and boys is supported by less than 40 percent of women; at the same time, 60 percent of women speak in support of different curriculums depending on gender. Most male and female respondents consider that such subjects as mathematics, physics, technical and legal knowledge, and physical culture are more important for boys, at the same time, such subjects as housekeeping, history, literature, ethics, psychology of the family life, and sexual education are more important for girls.

The efficient and viable policy on poverty reduction and improving the living standard of the rural population should take into consideration the experience of gender relations in the country.

Based on traditional stereotypes with respect to roles of women and men, the adults themselves who suffer from gender disparity unknowingly bring up their children in the same spirit. A school often follows this way. It is necessary to stop this process and to propose to people the new democratic outlook. Therefore, the need in changing of consciousness of men and women is extremely topical today. None respondents pointed gender equity as the social value. However, any social changes are starting with shift in consciousness.



2.1. Azerbaijan

General

Country:	Azerbaijan
Capital:	Baku
Area:	87,000 sq km
Population:	7,029,000
Official state language:	Azeri
Religion:	Islam
National currency:	manat
Location:	The easternmost country of Transcaucasia
Political system:	the presidential republic includes 61 districts, the autonomous republic (the autonomous exclave Nakhichevan), and the region of Nagorno-Karabakh
Head of State:	President
Legislature:	the National Assembly (the Milli Majlis)
Executive authority:	Government headed by a Prime Minister of the Cabinet of Ministers



International organizations: A member of the United Nations (UN) and the Organization for Security and Cooperation in Europe (OSCE) (1992), the Commonwealth of Independent States (CIS) (1993), the Partnership for Peace Program (NATO) (1994), and the Council of Europe (2001).

Main industrial sectors: gas-and-oil producing industry, oil-refining industry, chemical industry, iron and alunite mining, ferrous and nonferrous metallurgy, machine-building industry (chemical, oil-refining, and electrical equipment), light industry (including ginning, cotton-spinning, silk-producing, wool-spinning, carpet-weaving industries), and flavoring industry (including packing, tea and tobacco industries, and wine-making).

Main agricultural sectors: tobacco farming, tea farming, viticulture, grain farming, market gardening, sheep breeding, cattle breeding, poultry farming, and silkworm breeding.

POPULATION: 8 million people, including Azerbaijanis (90%), small mountain nations (Lezgins, Avars, Kurds, Udins etc.) (3.2%), Russians (2.5%), Armenians (2.3%), and other nationalities (2%).

LANGUAGE: Azeri (Turkic language of the Altaic family), at the same time, adults and urban children speak Russian very well. The Cyrillic alphabet, the script of the Russian language, was practiced until 1991, when the government decided to rehabilitate an Azerbaijan alphabet based on the Latin script, which was used in the period of 1929 to 1939

RELIGION: In spite of the fact that a religion is separated from the state, most the population is believers; Azerbaijanis are mainly Muslims.

GEOGRAPHY: The country is located in the east part of Transcaucasia. The Caspian Sea forms the country's eastern border. Azerbaijan also has borders with Georgia, Russia, Iran, Armenia, and Turkey. More than a half of its territory is occupied with Caucasus and Talish Mountains dissected by deep and fertile valleys. The total area is about 86,600 sq km.

CLIMATE: Climate is transitional from temperate climate to subtropical one. An average temperature is 27°C in the lowlands and +5°C in the mountains in July, and +3°C and -10°C in January correspondingly. Precipitation is about 200 mm in the Greater and Lesser Caucasus Mountains foote, and up to 1,200 to 1,700 mm over the Lenkoran Lowland. Strong northern winds are typical, especially in autumn.

POLITICAL STATUS: Independent Azerbaijan was established on the territory of the former Azerbaijan Soviet Socialistic Republic. Head of State is the president. Legislature is the National Assembly (the Milli Majlis), a single-chamber body composed of 125 members who serve five-year terms. Azerbaijan includes the Nakhichevan Autonomous Republic. Since 1923, the country includes the region of Nagorno-Karabakh (NKAR). In 1988 to 1989, there was a conflict between Azerbaijan and Armenia concerning the Nagorno-Karabakh region (Arzakha), resulted to the armed conflict, which have developed into large-scale military actions. In November of 1991, the Republican Supreme Council has made the decision on abolishing the autonomous status of the NKAR.

Study areas

Four administrative districts and 11 farms were selected for this gender survey (Table 2.1.1).

Table 2.1.1 Surveyed districts

District	Farm
Bardin	Shirvanly
	Garademirchy
	Kurdlar
	Khan Arab
Kurdamir	Shakhsevenly
	Kokhullu
	Topalgasanly
Bilasuvar	Khirmandaly
	Agalykend
	Amakend
Belokan	Katekh

Bardin District is located in the northwest part of the Kura-Aras Lowland within the Karabakh Plain. Climate is subtropical, moderate warm and dry. Average air temperatures are the following: 1.2 to 1.8°C in January and 25.6 to 26.5°C in July. Mean annual rainfall varies from 250 to 350 mm. Main rivers are Tyartyar and Khachinchay. The Kura River flows along the northern border. Artesian water and water diverted from the Karabakh Canal and the Tayartyar Reservoir are widely used for water supply and irrigation. This district was established in 1930. There are more than 100 settlements with the population of 128,491 people in this district. The administrative center is Barda Town. The agricultural sector that includes cotton growing, grain farming, cattle breeding etc. is the basis of the local economy. The industrial sector includes a ginnery,

cheese-making plant, and clothing manufacture. There are 73 schools with 29,946 pupils in the district.

Kurdamir District is located in the central-arid part of the Kura-Aras Lowland. The arid climate dominates here. Average air temperatures are the following: 1.4°C in January and 27.3°C in July. Mean annual rainfall is about 360 mm. The river network is non-dense. The Kura River runs along the southern border. The administrative district was established in 1930. There are 62 settlements with the population of 90,238 people. The total area of the district is 116,190 hectares, including 52,843 hectares available for agricultural use. The administrative center is Kurdamir Town. There are 57 schools with 19,827 pupils in the district. Among manufacturing enterprises, one can mention a winery and an asphalt plant.

Bilasuvar District is located in the central and southern parts of the Mugan Plain. The Islam Republic of Iran borders the district on the west. Climate is temperate warm and semi-desert. Average air temperatures are the following: 2.4°C in January and 26°C in July. Mean annual rainfall is 321mm. The irrigation canal named after Azizbekov and the Bolgarchay River, where a reservoirs were built, run through the district's territory. The administrative district was established in 1930. There are 25 rural settlements with the population of 73,119 people in this district. The administrative center is Bilasuvar Town. The total area of the district is 127,221 hectares, including 103,442 hectares available for agricultural use. The basis of economy is the agricultural sector, mainly cotton-growing, grain farming, and cattle breeding. There are 35 schools with 18,916 pupils in the district.

Belokan District is located within the Greater Caucasus at elevations more than 300 above sea level. The district is bordered on the north by the Republic of Dagestan (Russia), and on the southwest by Georgia. Climate is temperate warm and semi-humid. An average air temperature varies over the range of 11 to 13°C, the coldest month is January, and the hottest month is July. Mean annual rainfall is 720 mm. The most humid seasons are spring and autumn. Rainfall amounts to 226

mm during the period from April to June, and 96 mm in September. The river network is dense. The rivers Belokan, Mazym and others run through the district's territory, and the Katekh River flows along the northern border, and the Ganykh (Akazan) River flows along the southwest boundary. The administrative district was established in 1930. There are 20 rural settlements with the population of 82,256 people in this district. The total area of the district is 92,487 hectares, including 33,123 hectares available for agricultural use. The basis of economy is the agricultural sector, mainly grain farming, cattle breeding, tobacco farming, orchards etc. There are 48 schools with 18,152 pupils in the district.

Households and their owners

One hundred and twenty three households with 653 residents were surveyed. Figure 2.1.1 shows a ratio of households headed by men and women.

General characteristics of households and their sizes

The rural type of households was selected to carry out this gender survey. Farms were excluded from this survey. Each family actually has its garden plot (homestead) where they cultivate food crops and raise livestock. One hundred percent of families have also fields where they raise wheat, cotton, and other crops. Fields' sizes are different and vary from 0.5 to 100 hectares.

Figures 2.1.2 and 2.1.3 present data (average data per one family in the regions under consideration) on areas occupied by houses, garden plots, and fields. Figure 2.1.2 shows that, on average, a size of a yard including a house with adjoining sheds, cow-houses and other premises is 0.02 ha. It is too a small area that is insufficient for raising a large quantity of cattle. An average area under a garden plot belonging to one family amounts to 0.11 ha. They cultivate vegetables on their garden plots,

Ratio between men and women, %

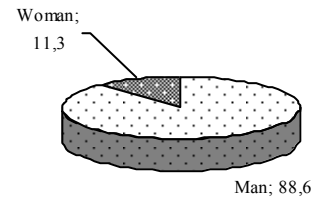


Figure 2.1.1 The ratio of men and women. %

Average area of homestead, ha

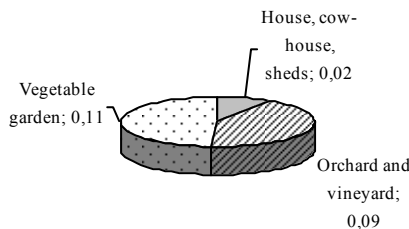


Fig. 2.1.2 Areas under houses and garden plots. ha

Average cropped area, ha

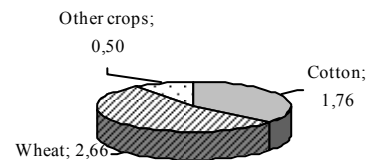


Fig. 2.1.3 Areas under crops, ha

both for domestic consumption and for sale. In the most cases, women and men are equally using their garden plots; and traditionally men are engaged in land leveling, tillage, and irrigation, and women in planting and weeding. Usually, all members of the family participate in harvesting. Thus, all members of the family cultivate their garden plot, and the raised yield is mainly used for their own consumption. Women are generally engaged in fattening of cattle. Vegetables and fruits grown on garden plots are quite diverse (Table 2.1.2). Most families raise poultry (69.1%) and livestock (61.79%) in their yards (Table 2.1.3). At the same time, many families fatten up sheep and turkey cocks.

Table 2.1.2 Vegetables and fruits grown on garden plots

Vegetables and fruits	Families engaged in their growing (%)
Tomato	66.67
Potato	28.46
Onion	37.40
Apricot	16.26
Grape	34.15
Pomegranate	39.02
Corn	24.39
Persimmon	17.89
Others	43.09

Table 2.1.3 Livestock and poultry raised in households

Livestock and poultry	Families engaged in their raising (%)
Cows	61.79
Sheep	51.22
Goats	4.07
Hens	69.11
Geese	13.82
Ducks	12.20
Turkey cocks	40.65
Others	2.44

Composition of a rural family

As a rule, an Azerbaijan rural family is numerous. An average size of a family amounts to 8 people (0.7 percent of families consist of one person, and 0.2 percent of families consist of 11 persons). Usually, the family consists of two spouses and children, whose number varies from one to seven. Sometimes, aged parents live together with them. Table 2.1.4 shows an average composition indicator of one average rural family (Column 2) and a percentage of its members (Column 3), if the total number of members living in a household is taken as 100 percent.

Table 2.1.4 Composition of an average rural family

Family's members	Number	%
1	2	3
Husband	0.95	17.92
Wife	0.98	18.53
Children below 7 years old	0.24	4.59
Children of 7-14 years old	0.82	15.47
Children of 14-18 years old	0.89	16.85
Children over 18 years old	0.93	17.61
Old members of the family	0.48	9.04

Birth rate

The analysis of rural families' composition points a rather little number of small children. Families, which have members in quite childbearing age and only one child, do not want to have some more children due to their fear for economic prospects. They are afraid to be incapable to provide good upbringing and education for next child. Figure 2.1.4 shows decline in a birth rate more than three times after 1998 in comparing with a birth rate in the 1980s. It is necessary to note that until the mid of the 1990s, a birth rate was quite stable, and only since the end of the 1990s until now the number of newborn children is drastically decreasing. Azerbaijan is not an exclusion from the trend prevalent over the entire post-Soviet territory related to decline in a birth rate during current years. Nevertheless, the current economic situation in the republic could not affect most respondents'

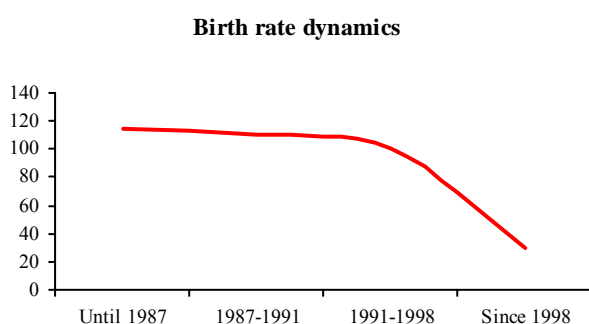


Figure 2.1.4 Birth rate dynamics

opinion in surveyed villages regarding the number of children in the family. Most respondents consider that an ordinary family should have, on average, 2 to 3 children (the opinion of 40.1 percent of men and 16.5 percent of women) or 2 to 4 children (the opinion presented by 29.9 percent of men and 38 percent of women) (see Figure 2.1.5). Such a situation is conditioned by natural wish of each human being to have the support and assistance in his evening of life that can be provided by his adult children. A little amount of respondents considers that the family should have 5 to 6 children and even more.

Optimal number of children in family, %

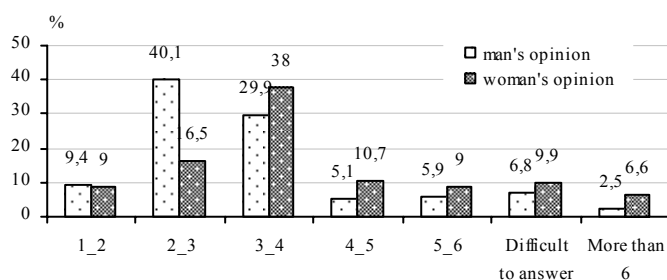


Figure 2.1.5 The optimal amount of children in the family

The diagram (Figure 2.1.5) shows that opinions of men and women concerning the number of children do not always coincide. Most female respondents (38%) consider that 3 to 4 children are an optimal number and, at the same time, most male respondents (40.1%) consider that 2 to 3 children are quite enough.

However, the standard of living of the rural population in Azerbaijan is going on to drop and remains extremely low, and therefore, regardless of biological request to have more children, most men (64.9%) and women (58.6%) gave the negative answer to a question: «Do you want to have any more children?» (Figure 2.1.6).

Marriage age (nubility)

Figure 2.1.7 shows that the picture of marriage of rural residents is rather traditional. Most women get married at the age of 18 to 22 (53.7% and 22.3% respectively). At the same time, men create their families mainly at the age of 20 to 30 (48.7% and 19.6% correspondingly), as a matter of fact, when men are already mature from the point of view of their responsibility for their spouses and

Those who wish to have more children,

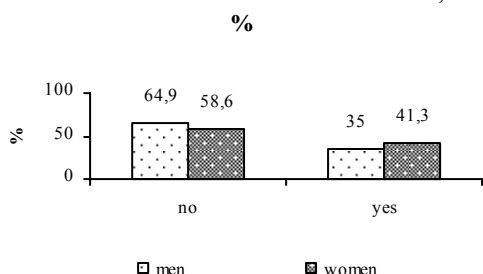


Figure 2.1.6 People who wish to have some more children

Age of entering into a marriage

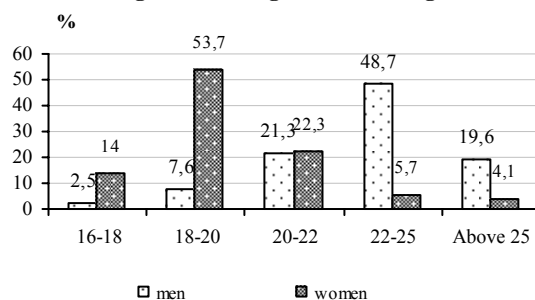


Figure 2.1.7 Marriage age

future children. By the time of marriage, they acquire a profession and are able to endow their families. According to respondents, there are mainly love-matches. However, opinions of parents and older members of the family are taken into consideration. Nevertheless, young people themselves make final decision.

Economic aspects

Forming the rural family's budget

According to survey's data, main sources of households' income (Figure 2.1.8) are the following:

- labor at a permanent place of employment or a temporary work for a wage by one or all capable members of a family;
- personal garden plot;

- state funds allocated to specific social groups of the population in the form of pensions, benefits, grants etc.;
- secondary employment; and
- financial aid of relatives.

Other sources of income do not play an essential role in forming the family budget. Main sources of

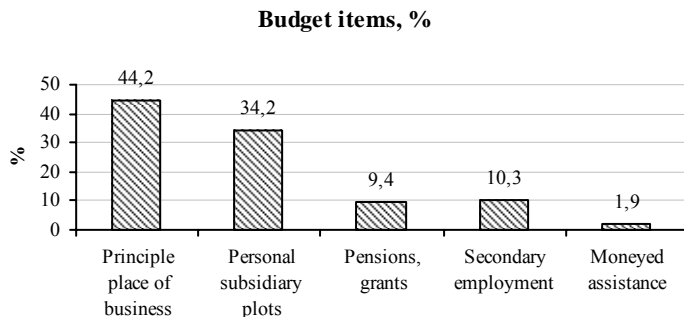


Figure 2.1.8 Forming the family budget

income of rural residents in surveyed villages are the following: wage works (44.2%) and income generated on personal garden plots (34.2%). It is necessary to note that income sources are different. 65.39 percent (52.99 percent of men and 12.4 percent of women) of all respondents have a stable wage owing to work at state enterprises and institutions. Women have a stable salary owing to their work in kindergartens, hospitals, schools etc. 12.68 percent (8.55 percent of men and 4.13 percent of women) gain their

income exclusively from agricultural activity, i.e. by growing cash crops and raising livestock. However, it is difficult to call them as real farmers, because they have not registered as legal entities, and they do not raise a loan due to their excessive caution. The rest of the population, approximately 22 percent, combines a part-time paid job with agricultural activity.

Input of pensioners, and members of a family receiving state benefits into the family budget amounts to 9.4 percent. It should be noted that this income is exclusively based on payments to retired people, disabled people, and children up to the age of 18 in the form of state pensions and benefits. Income related to secondary employment amounts to 10.3 percent. However, it should be mentioned that only 22 percent of men and 25 percent of women have secondary employment.

As a rule, financial aid (1.9%) is granted to parents in years that live separately (2 percent of families) and to young families.

Input of women into the family budget (Figure 2.1.9) somewhat differs from that of men. First of all, it depends on a high housekeeping load, which is difficultly evaluated in cash equivalent. Nevertheless, women's income is about two times less than men's input into the family budget. Figure 2.1.10 shows that a greater part of women's income (15.3%) is generated on their personal garden plots, and almost two times less than wages in full-time jobs (8.8%).

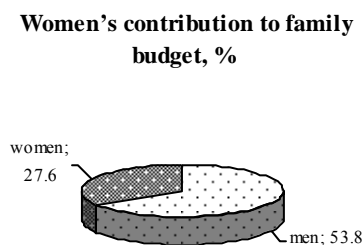


Fig. 2.1.9 Input of men and women into the family budget

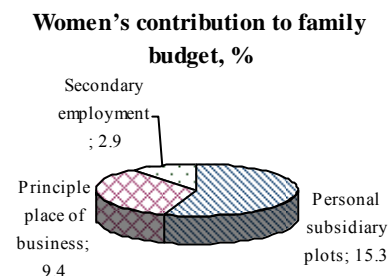


Fig. 2.1.10 Components of women's incomes

At present, there is unemployment in Azerbaijan, and this problem is going on to be aggravated. As a result, immigration of the working-age population intensifies. During the years

of independence, the population has decreased at the expense of migration of the most active and able-bodied citizens. A certain part of the rural population is surviving thanks to financial aid of relatives who are working in Russia. A high annual amount of remittances from the Russian Federation to Azerbaijan is observed. Thus, it is possible to assume that income mentioned by respondents do not always reflect the actual situation. With firm certainty, one can say that latent income takes place in the form of additional input into families' budgets made by relatives and members of rural families who went abroad in search of a job. Expenses of rural families reflect this aspect. Later on, by comparing an amount of foodstuffs consumed by the family and their prices, we can evaluate a deficit of the family budget, i.e. an excess of expenses over incomes.

Thus, due to the quite complicated social and economic situation, the standard of living of the population in Azerbaijan remains at the low level. The situation in the agricultural sector can be also characterized as rather difficult. Income per capita can be used as an indicator of the standard of living. It amounts to US\$ **31.9** per month in Azerbaijan. Only **2.6** percent of respondents gave the positive answer to the question: «Does current family income satisfy you? ».

Expenses of rural families

First of all, earned income in rural families (Fig. 2.1.11) is distributed between the needs of the family itself and the production costs. The production costs include expenses for developing garden plots, purchase of seeds, household implements, and young cattle for fattening, as well as expenses for soil treatment and crop growing. Figure 2.1.11 shows that production costs amount to 41.4 percent of income, and taking into account insufficient income of rural families, their agricultural production cannot be quite efficient and profitable.

Distribution of income in families, %

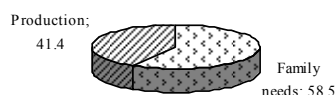


Fig 2.1.11 Income distribution in a family

In their turn, funds allocated for the needs of the family are used for financing a number of items necessary for supporting the family's life (Figure 2.1.12) that consist of the following:

- foodstuff;
- non-food items;
- household needs;
- medicines and medical services;
- public utilities services;
- education; and
- others.

Expenditures structure in average dehkan family, %

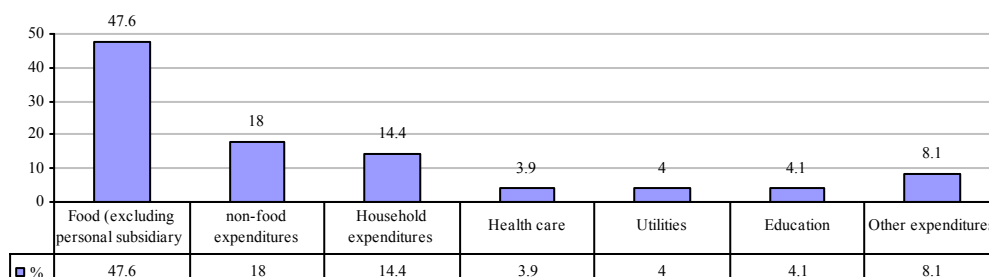


Figure 2.1.12 Expenses pattern of a rural family

Expenses for foodstuff are a very important indicator of a family's welfare. If these expenses exceed 20 percent of income then the income cannot be considered as sufficient. In our case,

expenses for foodstuff, on average, make up almost a half of income (47.6%). However, it is necessary to note that the difference in expenses for food within the republic is considerable (from 20% to 75%). The proportion of families whose expenditures for food do not exceed 20 to 25 percent is negligible, only 2.6 percent of all surveyed families. Expenses for medicines and medical services (3.9%) and education (4.1%) are also extremely small. Taking into consideration our attention to gender aspects, expenses of men and women for their own personal needs (for example, expenses for hygienic materials etc.) are of interest. Men and women cannot satisfy their personal needs in full and should hunt up some money from the very limited budget for themselves (Fig. 2.1.13)

Expenditures for personal needs, \$ US

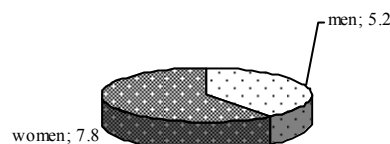


Figure 2.1.13 Expenses for personal needs

Foodstuff consumption

The amount of foodstuff consumed is quite different not only between families but also between regions. Regional differences are caused by the location of residence and national, religious, and other traditions. A specific diet (quantity and quality of different foodstuff) of each family depends on the financial status of the family, tastes and the level of health of its members, as well as the age structure. However, there are so-called medical rates of food consumption, and their infringement results in abnormalities in development and vital functions of a human being. One should not associate these medical rates with a basket of goods, which directly depends on the economic status of the region as a whole. These medical rates can be considered as the standard for balanced nutrition. A specific amount and combination of proteins, fats, carbohydrates, minerals, and vitamins provide calories to a human being’s organism, ensuring his mental and physical abilities.

The following situation was revealed in the process of analyzing foodstuff consumption in an average rural family in Azerbaijan (Fig. 2.1.14).

Monthly food consumption

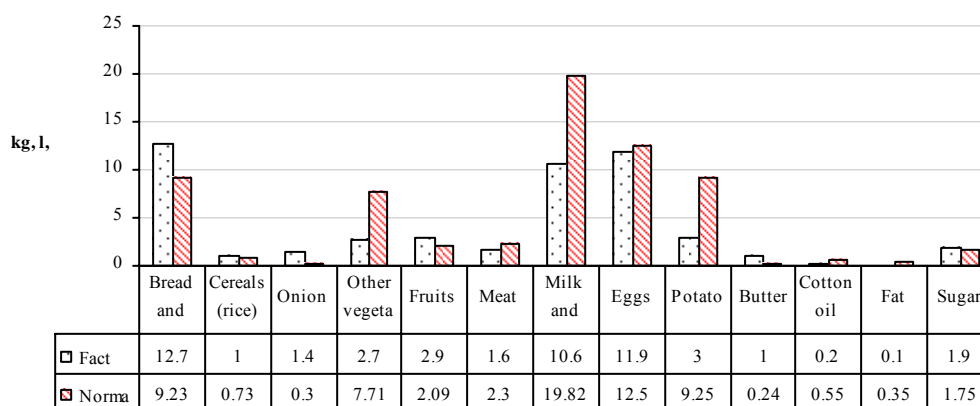


Figure 2.1.14 Monthly foodstuff consumption by one person

Based on foodstuff consumption's data of an average rural family in Azerbaijan, it may state that their nutrition is not good-balanced. Carbohydrates dominate in their nutrition at the expense of consumption of bread – 12.7 kg/month against a medical rate of 9.2 kg/month; however, there is the lack of proteins due to insufficient consumption of meat, milk, and eggs. Consumption of vegetables providing vitamins is also insufficient. Consumption of fruits is an exception. They are used in a diet in amounts exceeding biological rates a little. All these distortions in their diet are, first of all, caused by the financial situation in families. This situation exists in spite of the presence of so-called

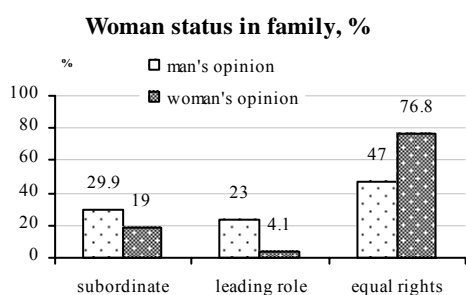


Fig. 2.1.15 Status of a woman in the family

latent income mentioned above.

Gender status in a family

As has been shown in this survey, an understanding of gender relations among rural inhabitants is at the low level, and they do not know a meaning of the term *gender*. Nevertheless, more than half of men said about the leading (23%) or equal (47%) role of women. 30 percent of men consider the status of women as “subordinated persons.” Women themselves do not always agree with men. 19 percent of women consider their destiny as to be subordinated to men; only 4.1 percent acknowledge their leadership and 76.8 percent consider themselves as equal to men.

However, declared equality and the leading role of woman, even at the level of the family, cannot be an indicator of actual equality for their rights if women economically depend on their husbands or other members of their family. Only then, it is possible to speak about the equality and leading role of women when they have rights to manage the family budget according to their discretion and to make decisions

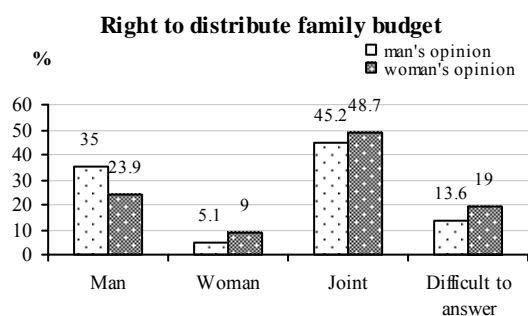


Figure 2.1.16 The right to plan the family budget

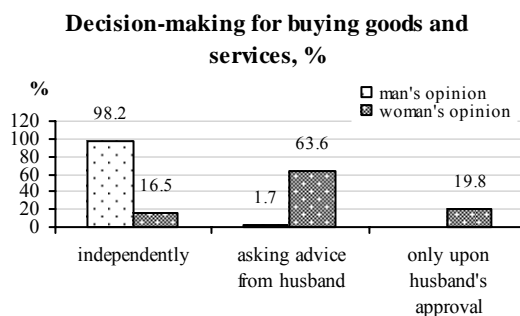


Figure 2.1.17 Decision-making regarding a purchase

Such an approach takes place both at the level of the family and at higher social levels of human society. According to findings of the survey of rural families in Azerbaijan, a woman has the right to plan the family budget independently (Fig. 2.1.16) in opinion of 9.0 percent of men and 5.1 percent of women themselves. In most cases (in opinion of 45.2 percent of men and 48.7 percent of women), decisions concerning the family budget are jointly made. The right to participate in decision-making concerning a purchase is the important indicator of the status of women in the family. However, 98.2 percent of men answered (Fig. 2.1.17) that they singly make decision concerning a purchase. It seems an error takes place here. Male respondents understood this question as checking their powers and answered that they themselves make such a decision. At the same time, women previously ask advice of their husbands before to make a purchase.

Labor and employment

Employment of rural men and women

Findings of the gender survey show that in a rural family, both spouses are not only actual but also necessary “bread-winners.” It allows speaking about the almost equal responsibilities of men and women for a family welfare. The analysis performed enables us to draw a conclusion that the time deficit limits women potential to participate in the public production in full measure. This is mainly the prerogative of men. A woman who is engaged in managing the personal garden plot under conditions of the lack of specific machinery and sufficient funding and in housekeeping, which cannot be evaluated (if this is not a private farm), as if, does not have income in cash equivalent. At the same time, income of women from wages in the public production and sale of agricultural output that is grown on their garden plots are extremely low. Thus, it is possible to point that a rural woman is mostly engaged in producing rural non-market output. As a rule, if women are working in the public sector, they are employed at low-paying jobs in the sectors that do not generate a direct profit but vitally important for society such as education, public health, and culture.

Time budget

We asked respondents to describe their daily routine in order to have more detailed information on the division of labor between men and women in a rural area regarding both income-generating activity and housekeeping. Annex 2.1 shows data averaged through the week.

An important matter of the gender problem is rural employment (both men and women). As was mentioned, the main sources of rural families’ income in the surveyed districts of Azerbaijan (44.2%) are wage work in co-operative farms and the state service. As was defined, the women’s income is only 2.3 times less than men’s income. However, if to take into consideration that a woman carries out actually all housekeeping works and duties including cooking, laundering, cleaning, and baby-minding, it become obvious that her workload is considerably more than that of a man. In comparing with a man, a woman spends her time for housekeeping 3 times more (Fig. 2.1.18). The diagram shows how much time per week men and women are engaged both in socially useful works and in housekeeping (Annex 2.1, Fig. 1). In Table 2.1.5, we tried to show the time proportion in the workload on men and women in percent. 100 percent were taken as the value that is designating the workload on women. Data of this table make it clear that men spend more time for wage work (192.41%), works on their garden plots (115.61%), visiting a market (464.07%), watching TV (121.78%), and fulfilling social duties (1109.5%).

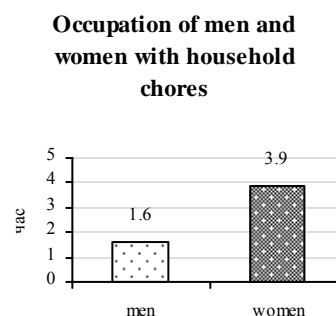


Fig. 2.1.18 Input of men and women into housekeeping

Table 2.1.5 Weekly time proportion in the workload on men and women

Item	Women	Men	%
Wage work	10.66	20.52	192.41
Cooking	8.11	0.09	1.13
Cleaning a house and a courtyard, household works	5.28	3.84	72.64
Baby-minding	4.73	0.54	11.41
Laundering and washing up	6.15	0.04	0.66
Care of sick and aged people	0.95	0.28	29.95
Visit of a market, purchasing	0.85	3.94	464.07
Work on the garden plot (cultivating a vegetable garden, harvesting forage etc.)	8.37	9.68	115.61
Domestic needs (supplying water, fuel etc.)	1.92	3.02	157.56
Communication with neighbors, paying a visit	3.58	3.05	85.23
Receiving guests, relatives, and friends	3.44	3.02	87.72

Table 2.1.5 Weekly time proportion in the workload on men and women

Item	Women	Men	%
Devotions	1.49	1.45	97.27
Personal time	3.71	2.57	69.27
Watching TV, reading, hobby	7.85	9.56	121.78
Fulfilling social duties	0.11	1.19	1109.52
Meal and sleep	36.22	37.21	102.72

Based on above, it is possible to draw a conclusion that in the overwhelming majority of families, a woman cares for housekeeping. She makes her input in the form of manual labor for maintaining some comfort and cleanness in her house and cooking despite her work in the public sector and on her own garden plot. It is the fact that women do not practically have any time for valuable leisure and entertainment. Therefore, Azerbaijan women gave the negative answer to a question concerning their wish to manage their households (57.02 percent of women gave a negative answer against 42.97 percent of women who gave a positive answer) (Fig. 2.1.19).

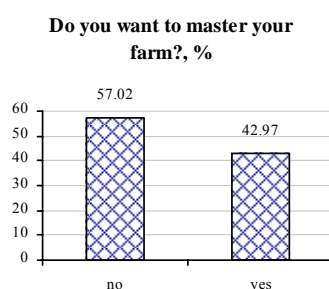


Fig. 2.1.19 Women who wish to manage their households

Education and cultural aspects

This survey has shown that the level of education of rural inhabitants is relatively high (Fig. 2.1.20). Almost half of all men living in the region under consideration (49.5%) and 26.4 percent of women have higher education; 23 percent of men and 20.6 percent of woman have special secondary education and non-completed higher education. However, this is not only agricultural education. Therefore, their education is enough for managing their personal garden plots but in order to establish and to manage a real private farm, rural residents should gain additional knowledge in the agricultural practice for successful farming management. Nevertheless, their potential abilities are rather high; however, the existing conditions do not allow putting their professional skill in practice in full measure. It is necessary to note that most men and women who have higher and special

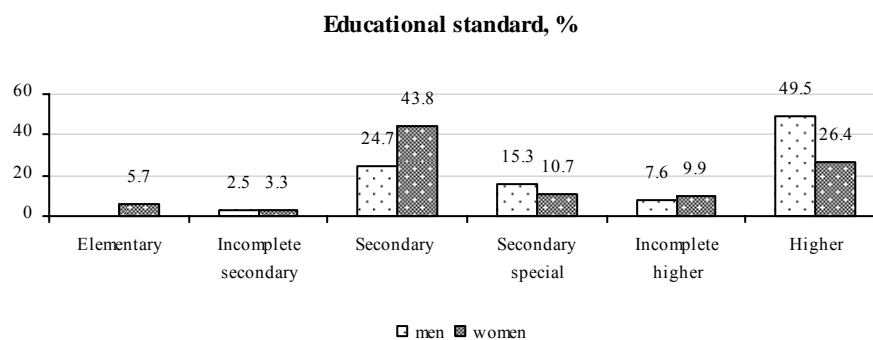


Figure 2.1.20 Educational qualification

secondary education are people at the age more than forty years and have adult children. They completed their education prior to the 1990s. Due to current conditions, most of them do not have

the possibility to use their skill in the proper field of activity. Some of them are obliged to learn again in order to gain such a profession, which is called for at present. However, many people could not find possibilities for applying their professional skill, and should practice heavy manual agricultural work. 43.8 percent of women have secondary education i.e. they left a secondary school. As a rule, men and women complete a primary school in their villages. Persons wishing to continue their training should go to cities or regional administrative centers.

Leisure and entertainment of rural inhabitants is rather monotonous in the study area (Fig. 2.1.21). Due to the lack of functioning cultural institutions (cultural centers, clubs, cinema theatres etc.) most of residents do have the quite limited possibilities for valuable leisure. One hundred percent of inhabitants prefer watching TV and meetings with friends. Young people prefer mainly to visit clubhouses; at the same time, older people prefer to read newspapers.

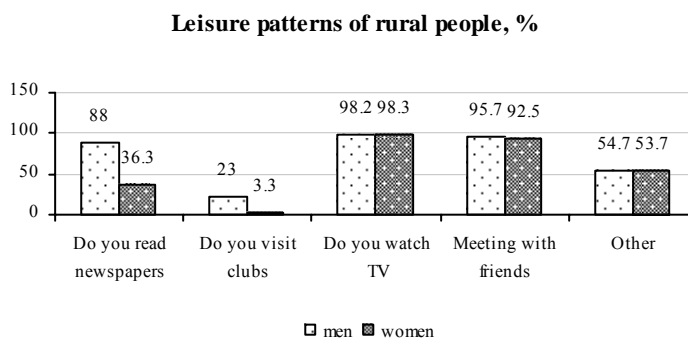


Figure 2.1.21 Kinds of rural inhabitants' leisure

Medical care

Rural residents do not generally have the specialized medical aid posts in their residential area and, therefore, they have to go to a polyclinic or a hospital in the regional administrative center to receive qualified medical services

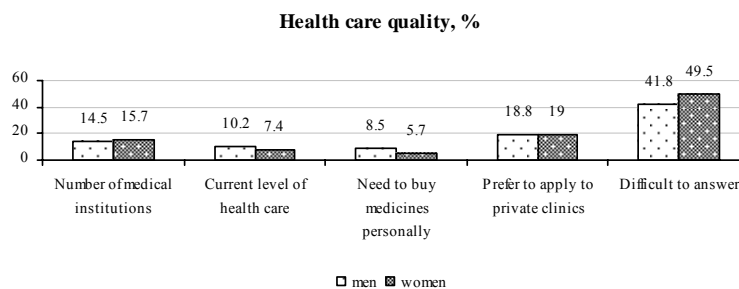


Figure 2.1.22 The extent of satisfaction by medical care quality

Data of the gender survey shows that only 19 percent of women and 18.8 percent of men prefer to visit private clinics for medical aid (Fig. 2.1.22). 49.5 percent of women and 41.8 percent of men found difficulty in answering given questions.

Priority goals and personal features necessary for achieving success

Female respondents were asked to answer the following question: what goals do they have in their life? What does each woman aspire to in order to make sense of her life, to gain satisfaction, and to feel needed by her family and other people? Data of the gender survey shows that family's happiness and welfare are the leading goal for rural women, and active participation in the social life is the secondary aspect of their life (Fig. 2.1.23).

Women specified intellect, diligence, to be well-bred, honesty, adherence to principle, and education as chief personal features necessary for achieving success. They consider such features as

strength of character, perseverance, and selflessness i.e. those features that promote to be an active member of society as secondary features (Fig 2.1.24).

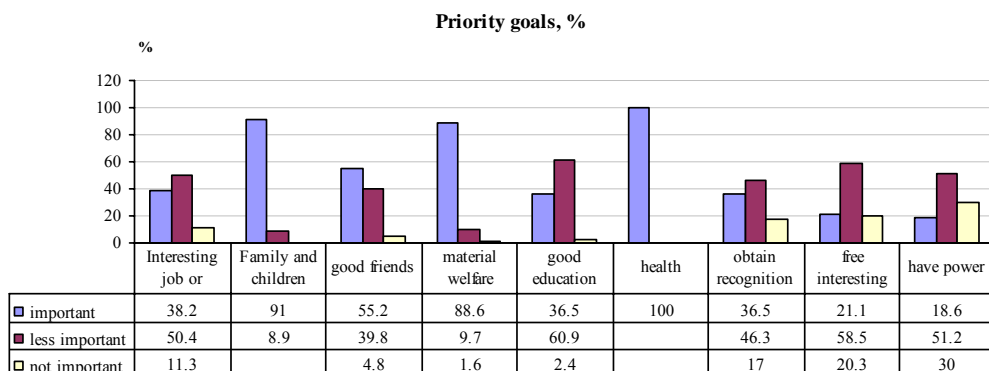


Figure 2.1.23 Priority goals

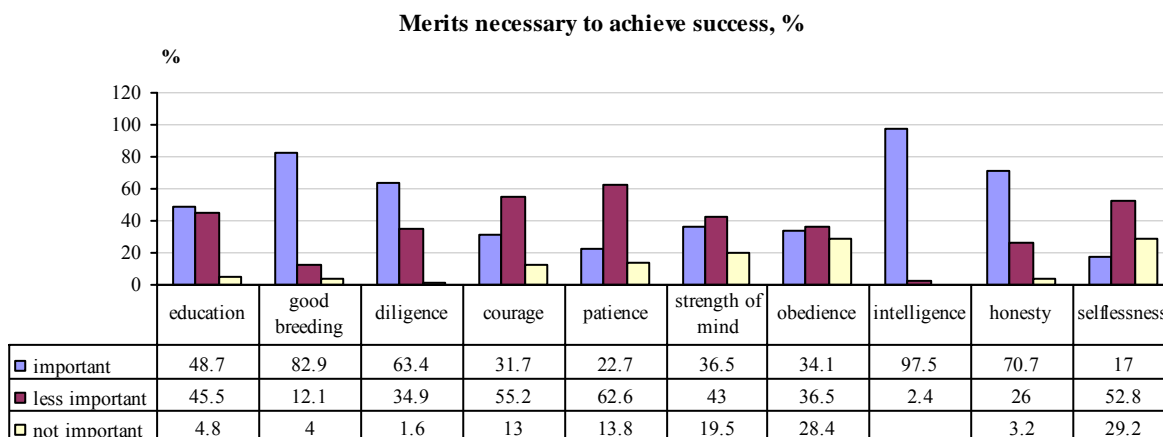


Figure 2.1.24 Personal features needed for achieving success

Water use

Not all rural residents in the study regions faced water use problems equally.

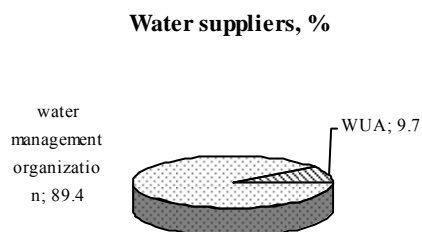


Fig. 2.1.25 Water supply organizations

The water management organization renders 89.4 percent of services on domestic-potable water supply to the population, institutions, and organizations of districts where irrigation water is a main source of water supply (Fig. 2.1.25). 9.7 percent of rural inhabitants receive water from WUAs. The level of water supply is directly related to the seasonality, for example, there are irregularities of water supply in the spring-summer period. As a whole, it is possible to assert that water supply is not always equal and regular (Fig 2.1.26). 71.5 percent of respondents consider that there are seasonal limitations in water supply, and 43.5

percent of respondents consider that there are also hourly limitations in water supply; and 47.1 percent of respondents assert that there are no problems with water supply.

Only a few households have full access to the water-pipe systems. Regarding irrigation water, it is possible to assert that some villages do not face water deficit for irrigation and domestic uses. Although, there are some seasonal and hourly limitations in water supply,

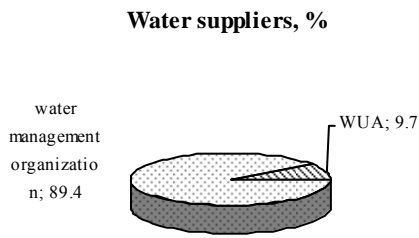


Fig. 2.1.26 Accessibility of water supply services, %

however, a half of all respondents consider that potable water (49.95%) and

Water accessibility, %

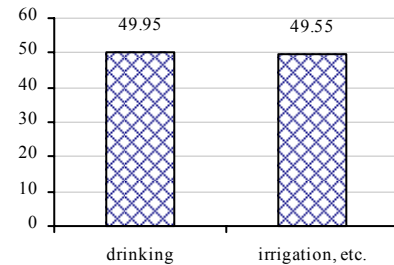


Fig. 2.1.27 Access to water, %

irrigation water (49.55%) are quite accessible even in the summer period (Fig.2.1.27).

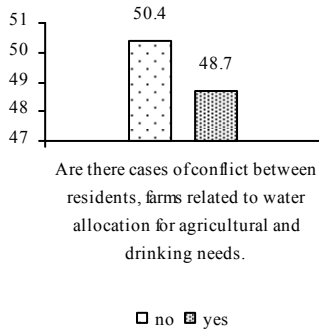


Fig. 2.1.28 Water distribution conflicts, %

According to 48.7 percent of respondents, water conflicts among inhabitants take place in the summer period, and they are settled not always peacefully. To settle disputes sometimes

Right for water distribution, %

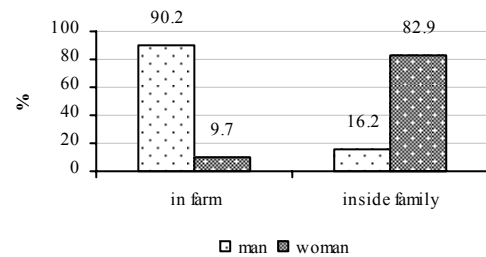


Fig. 2.1.29 Water allocation rights, %

interference of the local government or the Council of Elders

whose members live in that locality is necessary. The priorities are specified on the basis of mutual agreements, first of all, taking into consideration the needs and importance of water supply for specific uses. 48.7 percent of respondents consider that there are not causes for water conflicts (Fig. 2.1.28). Most respondents (78%) consider that it is necessary to put the water-saving technologies into practice for household water supply and irrigation, however, nobody can answer what measures should be employed for proposed water saving.

By the example of water allocation, it is possible to show that women have quite limited access to the decision-making process (Fig. 2.1.29). They can distribute water in their own households but not at the farm level. Since they completely manage housekeeping, water use in households is the priority of women. May be mentioned that women have quite rough ideas concerning water supply issues outside their own households.

The cost of 1 cu. m of potable water amounts to: 350 manats in Bardin, Kurdamir, and Bilasuvar districts, and only 180 manats in Belakan District. In Azerbaijan, since January 1, 1997 step-by-step transition towards water charging was initiated. The new agency was established to monitor water charging.

Until 2002, pricing for 1 cu. m of irrigation water was established. Since 2002, the tariffs were developed per one hectare of irrigated land. At present, the preferential tariff (8 to 10 percent of an actual water cost) is adopted. In Bardin, Kurdamir, and Bilasuvar districts, the tariff for 1 cu m of irrigation water amounts to about 3 manats, and 2 manats in Belakan District.

Household water use

According to data of the gender survey, only 4 percent of rural households have a water-tap in their yards. (Fig. 2.1.30). Residents who do not have a water post in their yards take potable water from a water post in the neighborhood (3.2%), 1.6 percent from wells, and 17 percent from artesian wells. Most rural inhabitants have to use water from irrigation ditches or canals. In general, wells are used due to failure of water supply (2 or 3 families have a common well). Figure 2.1.31 shows that women are mainly busy with domestic water supply (82.9%).

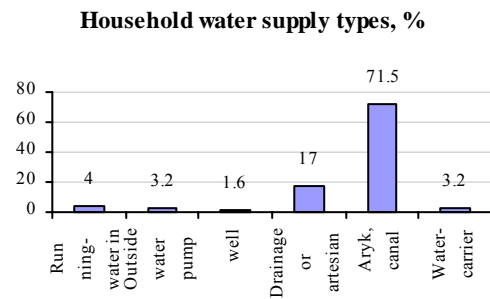


Fig. 2.1.30 Type of household water supply, %

Transportation of water to houses, %

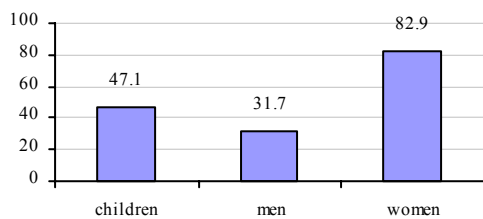


Fig. 2.1.31 Water delivery to households

Men (31.7%) and teenagers also participate in domestic water supply. They spend for water supply from 15 minutes to one hour every day.

Rural residents who do not have a tap water in their yards use traditionally methods for water storage. Every day, water is filled and stored in pitchers and pails. A very important aspect is sanitary conditions for water supply; it seems that rural residents realize quit well the importance of water safety. Water that they use is not always safe for their

health. However, most rural residents consider that it is enough to boil water, and it will meet all water safety standards. Figure 2.1.32 shows that answering the question concerning observance of sanitary standards, 51 percent of respondents consider that water completely meets the sanitary standards, and there is not any risk to use this water. In contrast, 47.1 percent of respondents consider that water does not meet the sanitary standards.

Sanitation standards and safety, %

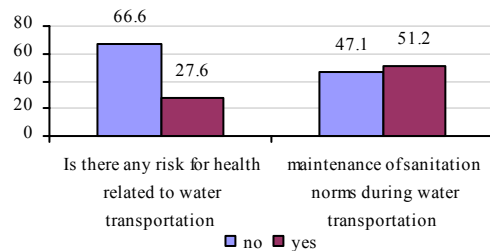


Fig. 2.1.32 Sanitary standards and water safety, %

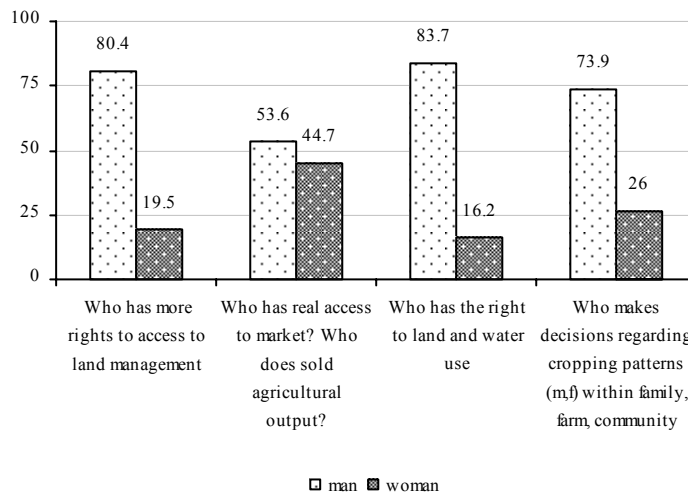
Land use

Because rural residents are not land plots' owners, they have pure theoretical ideas about land rights (Fig. 2.1.33).

From 53.6 to 83.7 percent of respondents consider that only a man:

- allocates land plots for vegetable gardens;
- has access to agricultural machinery;
- has access to a market;
- has the priority in receiving credits;
- posses land and water rights;
- makes decisions in regard with a crop pattern in a farm; and
- has real access to a ready sale

LAND USE, %



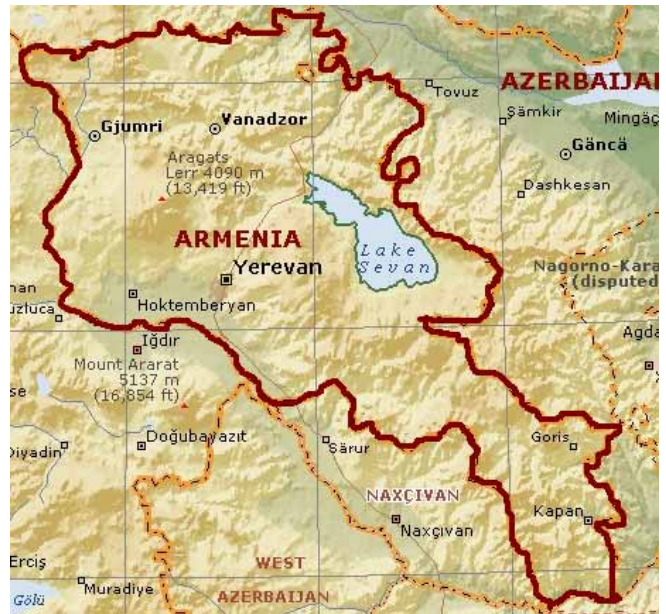
In female respondents' opinion (44.7% Fig. 2.1.33 Land use rights, % access to the agricultural market. It seems they keep in mind the small-scale wholesaling of vegetables and fruits from their household plots. 26 percent of respondents consider that women may make decisions concerning a crop pattern both in their households and in co-operative farms.



2.2. Armenia

General

Country:	Armenia
Capital:	Yerevan
Area:	29,800 sq km
Population:	3,325,307
Official state language:	Armenian
Religion:	Christianity
National currency:	dram
Location:	the country is located in the southern portion of Transcaucasia
Political system:	the republic includes 37 districts
Head of State:	the President
Legislature:	the National Assembly
Executive authority:	a Prime Minister, who presides over the Council of Ministers



International organizations: Armenia is a member of the CIS, the United Nations (UN), and the Organization for Security and Cooperation in Europe (OSCE), and the country joined the Partnership for Peace Program of NATO (1994)

Main industrial sectors: engineering industry (electrical and electronic), machine-tool manufacture, chemical and petrochemical industry, nonferrous metallurgy (copper, aluminum), construction materials manufacture, flavoring industry (including packing, ether-oil, and tobacco industries, wine-making, and mineral water bottling), and light industry.

Main agricultural sectors: fruit growing and viticulture, grain farming (wheat, barley), potato and vegetable growing, tobacco and sugar-beet farming; cattle-breeding and sheep-breeding.

POPULATION: 3,420,000 people, Ethnic Armenians constitute 93 percent of the population, other ethnic groups - Azerbaijanis, Russians, Kurds, Ukrainians, Georgians, and Greeks.

LANGUAGE: Armenian (official state language), and Russian.

RELIGION: Most ethnic Armenians belong to the Armenian Apostolic (Orthodox) Church; there are also the Russian Orthodoxy Church, Muslim and other religions.

GEOGRAPHY: Georgia borders Armenia on the north, Azerbaijan on the east, Iran on the south, and Turkey on the west. Armenia is the extremely mountainous country being located on the Armenian Highland. The average elevation is about 1,800 m above sea level. The inter-mountain Ararat Valley is located in the southwest part of the country. The total area is 29,800 sq. km.

CLIMATE: The climate of Armenia varies by elevation but is predominantly dry and continental. In foothills, mean annual temperatures in July vary from +24 to +26°C, in January +5°C; precipitation is 200 to 400 mm per year. On the elevated plateaus the mean annual temperatures in

July range from +18°C to +20°C, in January from 2°C до +14°C, hard night frosts often occur, precipitation is up to 500 mm. The country is located within the zone of high seismic risk.

POLITICAL STATUS: Armenia is the presidential republic; the president is elected by direct vote for a term of five years. The prime minister presides over the Council of Ministers. Legislature is the National Assembly.

Study areas

9 province, 19 administrative districts, and 26 farms were selected for the gender survey (Table 2.2.1).

Table 2.2.1 Surveyed districts

Province	District	Farm
Aragazoten	Lernukhy	Agavnadzor
Ararat	Gavar	Avershokh
Armavir	Karmirgayukh	Atarbekyan
Gegarquniq	Martuni	Achburak
Djavakh	Noraduz	Ashnak
Kotyak	Sevan	Vanatur
Lory	Tsovzard	Vachagan
Syunik	Akhalkalak	Vedy
Shirak	Nor Artamet	Verin Akhpyurak
	Razdan	Vosketap
	Lernanzik	Gavar
	Spitak	Jararat
	Kapan	Jrashen
	Tsav	Kakhsi
	Yadjy	Kochor
	Artic	Lernanist
	Gumri	Lechap
	Maralik	Lechashen
	Sarnakhbur	Norakert
		Razdan
		Sarukhan
		Sasnashem
		Solak
		Ztvtnik
		Tzovazard
		Charenzavan

Households and their owners

One hundred households with 543 residents were selected for the gender survey. Figure 2.2.1 shows the ratio of households headed by men and women. An amount of women who consider themselves as the heads of households make up more than one-third of all respondents.

Ratio between men and women, %

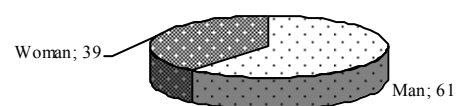


Figure 2.2.1 The ratio of men and women, %

General characteristics of households and their sizes

The rural type of households was selected for this gender survey. Farms were excluded from this survey. 91 percent of families have a garden plot where they cultivate food crops and raise livestock. 62 percent of families have small fields, where they raise wheat, cotton, and other crops. Fields’ sizes are different and vary from 0.03 to 3 hectares. Figures

2.2.2 and 2.2.3 present data (average data per one family in the regions under consideration) on areas occupied by houses, garden plots, and fields. Figure 2.2.2 shows that, on average, a size of a yard including a house with adjoining sheds, cow-houses and other premises is 0.04 ha. This area is sufficient to raise a small amount of cattle. An average area under a garden plot belonging to one family amounts to 0.11 ha. They cultivate vegetables on their garden plot, both for domestic consumption and for sale. In the most cases, women, men, and other members of the family are equally cultivate their garden plots. Moreover, men are traditionally engaged in land leveling, tillage, and irrigation, and women in planting and weeding. Usually, all members of the family participate in harvesting. Thus, all members of the family cultivate their garden plot, and a raised yield is mainly used for their own consumption. Women are principally engaged in fattening of cattle.

Vegetables and fruits grown on garden plots are quite diverse (Table 2.2.2). Most families raise poultry (60%) in their courtyards; and livestock raising is ranked as the second income-generating activity (54%) (Table 2.2.3). At the same time, 27 percent of families are busy with fattening up sheep and goats (17%) and turkey cocks (9%).

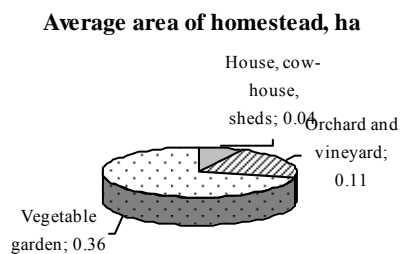


Fig. 2.2.2 Areas under houses and garden plots, ha

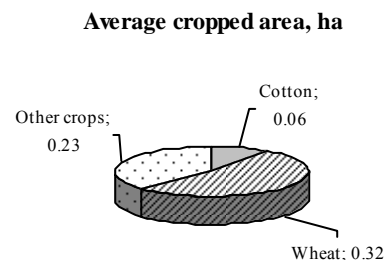


Fig. 2.2.3 Areas under crops, ha

Table 2.2.2 Vegetables and fruits grown on garden plots

Vegetables and fruits	Families engaged in their growing (%)
Tomato	31.00
Potato	72.00
Onion	24.00
Apricot	3.00
Grape	5.00
Pomegranate	4.00
Corn	15.00
Wheat	7.00
Persimmon	1.00
Others	49.00

Table 2.2.3 Livestock and poultry raised in households

Livestock and poultry	Families engaged in their raising (%)
Cows	54.00
Sheep	27.00
Goats	14.00
Hens	60.00
Geese	5.00
Ducks	2.00
Turkey cocks	9.00
Others	17.00

Table 2.2.4 Composition of an average rural family

Family's members	Number	%
1	2	3
Husband	0.96	17.68
Wife	0.96	17.68
Children below 7 years old	0.35	6.45
Children of 7 to 14 years old	0.62	11.42
Children of 14 to 18 years old	0.65	11.97
Children over 18 years old	1.19	21.92

Composition of a rural family

As a rule, an Armenian rural family is numerous. An average size of the family amounts to five people (2 percent of families consist of two persons and 38 percent of families consist of from 6 to 14 persons). Usually, the family consists of two spouses and children, whose number varies from one to ten. One or two aged parents live together with them in 40 percent of families. Table 2.2.4 shows an average composition indicator of one average rural family (Column 2) and a percentage of its members (Column 3), if the total number of members living in a household is taken as 100 percent.

Birth rate

The analysis of rural families' composition points that although families have more children in comparing with other countries in Transcaucasia, the negative birth rate trend was observed last years. Figure 2.1.4 shows decline in a birth rate more than three times after 1998 in comparing with a birth rate in the 1980s. Especially abrupt drop became evident during the period since 1987 until 1991 (2 times). After this period until 1998, some stability took place, and then again, decline is going on. At present, families are afraid to have some more children because current economic conditions cause their fear to be incapable to provide good upbringing and education for a next child.

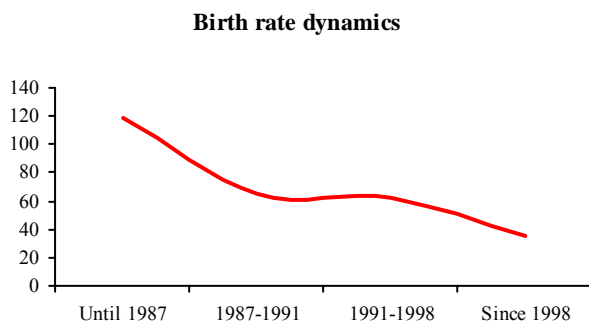


Figure 2.2.4 Birth rate dynamics

The current economic situation in the republic affected respondents' opinion in surveyed villages regarding the number of children in the

family. Most respondents consider that an ordinary family should have, on average, 1 to 2 children (in 28.1 percent of men opinion and 41.6 percent of women) or 2 to 3 children (the opinion presented by 44.7 percent of men and 37.5 percent of women) (see Figure 2.2.5). A little amount of respondents considers that the family should have 5 to 6 children and even more.

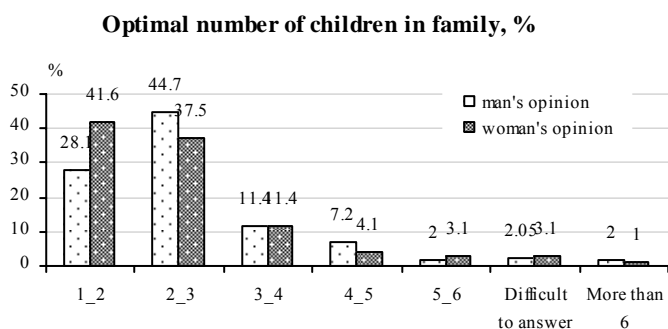


Figure 2.2.5 The optimal number of children in the family

Those who wish to have more children, %

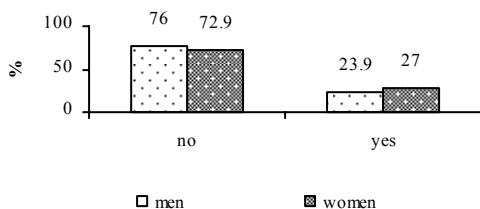


Figure 2.2.6 People who wish to have some more children

The diagram (Figure 2.2.5) shows that opinions of men and women concerning the number of children practically coincide. Most of female respondents (79%) consider that one or three children are the optimal number and most male respondents (72.8%) consider that 1 to 3 children are quite enough as well. Since the standard of living of

the rural population in Armenia is going on to drop and remains relatively low, most men (76 %) and women (72.9 %) gave the negative answer to a question: «Do you want to have any more children?» (Figure 2.2.6).

Marriage age (nubility)

Figure 2.2.7 shows that the picture of marriages of rural residents differs from other republics. In Armenia, the marriage age of women is slightly shifted towards increasing. Most women (64.5%) get married at the age of 20 to 25. Only 28 percent of women get married at an early age. Men generally get married at the age from 22 to 30 (43.7% and 33.3%, correspondingly), i.e. at the mentioned age, men and the high percentage of women are already enough mature from the point of view of their responsibility for their spouses and future children. By the time of marriage, they acquire a profession and are able to endow their families. According to respondents, there are mainly love-matches, however, opinions of parents and older members of the family are taken into consideration. However, young people themselves make final decision.



Figure 2.2.7 Marriage age

Economic aspects

Forming the budget of a rural family

According to collected data, main sources of the households' income (Figure 2.2.8) are the following:

- labor activity at a permanent place of employment or temporary work for a wage by one or all capable members of a family;
- personal garden plots;
- state funds allocated to specific social groups of the population in the form of pensions, benefits, grants etc.;
- secondary employment; and
- financial aid of relatives.

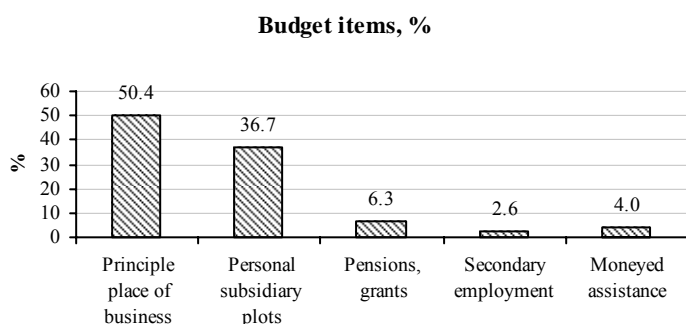


Figure 2.2.8 Forming the budget items

Other sources of incomes do not play the essential role in forming the family budget. Main sources of incomes of rural residents in surveyed villages are the following: wage work (50.4%) and incomes generated at personal garden plots (36.7%). It is necessary to note that income sources are plural. The comparatively low percentage (14.58 percent: 13.54 percent of men and 1.04 percent of women) of all respondents has a stable wage working at enterprises and institutions.

There are rather limited possibilities for women to receive the stable salary because the list of jobs is quite limited. It may be jobs in kindergartens, hospitals, schools etc. 15.6 percent (11.46 percent of men and 4.17 percent of women) gain their incomes exclusively from agricultural activity, i.e. by growing cash crops and raising livestock. However, as mentioned above, only 62 percent of all families have small fields, where they raise very small amounts of wheat, cotton, tobacco, and sugar beet. They could not be considered as legal entities and are disable to take credits. The rest of the population, about 60 percent, combines a part-time job with agricultural activity.

Input of pensioners and members of the family receiving state benefits into the family budget amounts to 6.3 percent. It should be noted that this income is exclusively based on payments to retired and disable people. Incomes related to secondary employment amount to only 2.6 percent. However, it is necessary to mention that only 9.3 percent of men and one percent of women have secondary employment. As a rule, the financial aid (4%) is granted to parents in years that live separately (1.1 percent of families) and to young families.

Input of women into the family budget (Fig. 2.2.9) is less than that of men by 5 times. However, because of the high housekeeping load, which is difficultly evaluated in cash equivalent and is mostly destiny of women, especially under conditions of Armenian families with many children, there is a big gap between incomes of men and women. Figure 2.2.10 shows that the greater share of women's income (7.8%) is generated in full-time jobs, then from works in personal garden plots (4.5%), and negligible incomes (0.3%) are generated from secondary employment.

Women's contribution to family budget, %

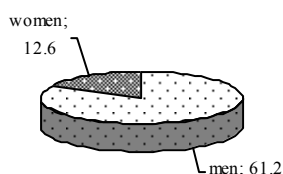


Fig. 2.2.9 Input of men and women into the budget

Women's contribution to family budget, %

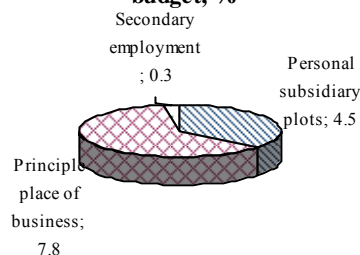


Fig. 2.2.10 Components of women incomes

During the years of independence, the challenging economic problems occurred in the country. Similar to other countries, unemployment becomes the top-priority challenge. Due to migration of the most active and able-bodied citizens, the population has decreased. A certain part of the rural population is surviving thanks to the financial aid of relatives who are working abroad. A high annual amount of remittances to Armenia from other countries is observed. It seems incomes mentioned in questionnaires include this input made by relatives and members of rural families who went abroad in search of a job. Expenses of rural families reflect this aspect. Later on, by comparing an amount of foodstuffs consumed by the family and their prices, we will be able to speak about this fact with higher certainty.

Thus, in spite of the quite complicated social and economic situation, the standard of living of the population in Armenia is a little higher than in other countries of Transcaucasia. Income per capita can be used as an indicator of the standard of living. It amounts to US\$ 62.5 per month in Armenia. Only 0.3 percent of respondents gave the positive answer to the question: «Are you satisfied by the current family income?».

Expenses of rural families

First, earned income in rural families (Fig. 2.2.11) is distributed regarding the needs of the family itself

Distribution of income in families, %

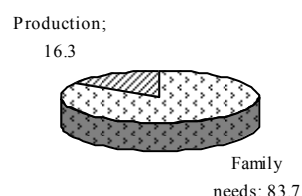


Fig 2.2.11 Family income distribution

and its production costs. The production costs include expenses for developing garden plots, purchase of seeds, household implements, and young cattle for fattening, as well as expenses for soil treatment and crop growing. Figure 2.2.11 shows that production costs amount to 16.3 percent of incomes, and taking into account insufficient incomes of rural families, their agricultural production cannot be quite efficient and profitable.

In their turn, funds allocated for the needs of the family are used for financing a number of items necessary for supporting the family's life (Figure 2.2.12) that consist of the following:

- foodstuff;
- non-food items;
- household needs;
- medicine;
- public utilities services;
- education; and
- others.

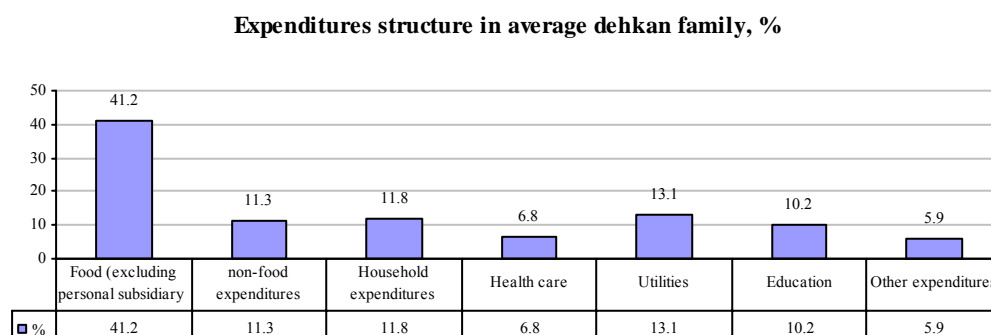


Figure 2.2.12 Expenses pattern of a rural family

Expenses for foodstuff are a very important indicator of family's welfare. If these expenses exceed 20 percent of family's incomes then its incomes cannot be considered as satisfactory. In our case, expenses for foodstuff, on average, make up almost a half of incomes (41.2%). However, it is necessary to note that the difference in expenses for food within the republic is considerable (from 10% to 90%). The proportion of families whose expenditures for food do not exceed 20 to 25 percent is about 11 percent of all surveyed families. Expenses for medicines and medical services amount to 6.8 percent, for education - 10.7 percent. Taking into consideration our attention to gender aspects, expenses of men and women for own personal needs, for example, expenses for hygienic materials etc. are of interest. Men and women cannot satisfy their personal needs in full; nevertheless, they can spend up to US\$ 15 per a month for personal needs. In comparing with other countries of the region this is relatively considerable amount (Fig. 2.2.13).

Expenditures for personal needs, \$ US

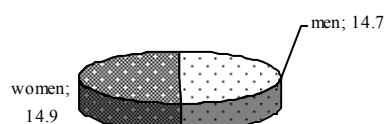


Figure 2.2.13 Expenses for personal needs

Foodstuff consumption

The amount of foodstuff consumed is quite different not only between families but also between regions. Regional differences are caused by the place of residence and national, religious, and other traditions. A specific diet (quantity and quality of different foodstuff) of each family depends on the financial status of the family, tastes and the level of health of its members, as well as the age structure. However, there are so-called medical rates of food consumption, and their infringement results in abnormalities in development and vital functions of a human being. One should not associate these medical rates with a basket of goods, which directly depends on the economic status of the region as a whole. These medical rates can be considered as the standard for balanced nutrition. A specific amount and combination of proteins, fats, carbohydrates, minerals, and vitamins provide calories to a human being's organism, ensuring his mental and physical abilities.

The following picture was displayed in the process of analyzing foodstuff consumption in an average rural family in Armenia (Fig. 2.2.14).

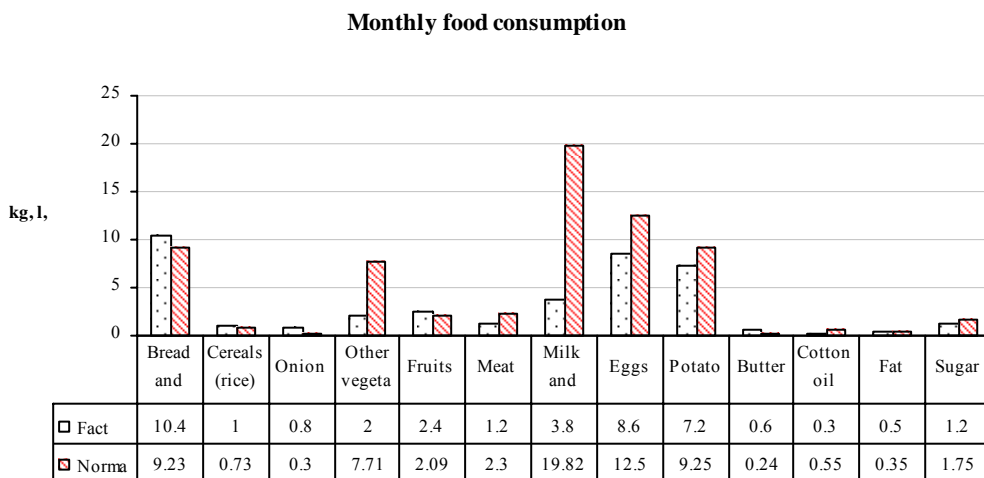


Figure 2.2.14 Monthly foodstuff consumption by one person

In Armenia, food consumption in an average rural family cannot be considered as well-balanced, although consumption of some products either close to the nutrition standard or exceeds it. Consumption of milk and dairy products may be used as an example. Their consumption exceeds the standard values five times. It may be also referred to consumption of butter that exceeds the medical norms three times. At the same time, consumption of meat and meat products in comparing with the standard's values is less two times. There is the similar situation with consumption of vegetables, sugar, eggs, and other products. Consumption of fruits is an exception. They are used in a diet in amounts exceeding biological rates a little. All these distortions in rural residents' diet are likely caused by the financial situation in families.

Gender status in a family

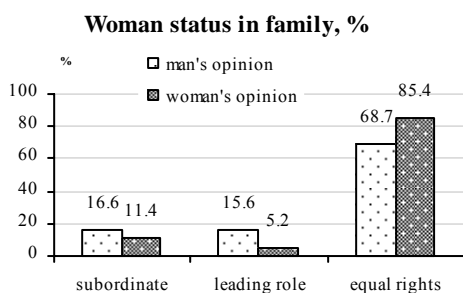


Fig. 2.2.15 Status of a woman in a family

As has been shown in this survey, overwhelming majority of men and women consider that a woman plays the equal role in their society (68.7 percent of men and 85.4 percent of women) (Fig. 2.2.15). Only 16.6 percent of men consider the status of woman as "subordinated person." Women themselves do not always agree with men. 11.4 percent of women consider their destiny as to be subordinated to men; and only 5.2 percent acknowledge their leadership.

However, the declared equality and leading role of woman, even at the level of the family, cannot be an indicator of actual equality in their rights if a woman economically depends on her husband or other members of her family. Only then, it is possible to speak about the equality and leading role of a woman when she has the rights to manage the family budget according to her discretion and to make decisions.

Such an approach takes place both at the level of the family and at higher social levels of society. According to findings of surveying rural families in Armenia, a woman has the right to plan the family budget independently (Fig. 2.2.16) in opinion of 6.2 percent of men and 2 percent of women themselves. In overwhelming majority cases (67.7 percent of men and 70.8 percent of women), decisions concerning the family budget are jointly made. The right to participate in

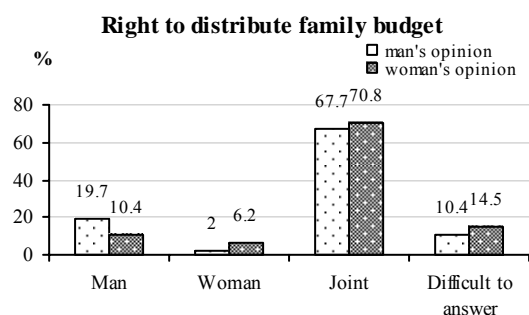


Figure 2.2.16 The right to plan the family budget

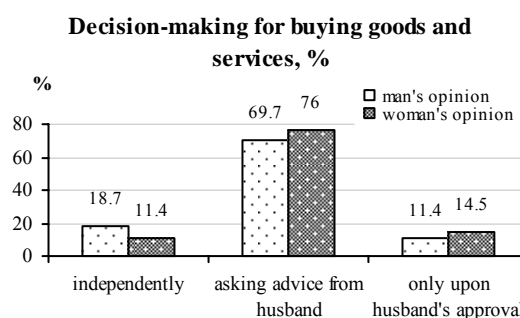


Figure 2.2.17 Decision-making regarding a purchase

decision-making on a purchase is the important indicator of the status of women in the family. In this case, purchasing of expensive goods and services for family's needs is borne in mind. 69.7 percent of men and 76 percent of women answered to the formulated question that they make decision regarding purchases jointly i.e. asking advice each other (Fig. 2.2.17). Only 11.4 percent of women themselves can make such a decision, and 14.5 percent only after permission of their husbands.

Labor and employment

Employment of rural men and women

Findings of the gender survey show that in a rural Armenian family, a man is mainly responsible for welfare of his family. He is a necessary "bread-winner." The role of a woman is to provide comfort and cleanness in her house and cooking. However, she has certain freedom in managing the family budget. The analysis performed enables us to draw a conclusion that not only the time deficit limits the women's potential to participate in the public production in full measure, but also the prevalent way of life. Thus, it is possible to point that a rural woman can spend enough time for bringing up her children, care for her household, and establishing comfort conditions for all family's members. As a rule, if women are working in the public sector, they are engaged in low-paying jobs in the sectors that do not generate a direct profit but vitally important for society – education, public health, and culture.

Time budget

We asked respondents to describe their daily routine in order to have more detailed information on the division of labor between men and women in a rural area regarding both income-generating activity and housekeeping. An averaged indicator of weekly workload has shown in Annex 2.

An important matter of the gender problem is rural employment (both men and women). As was mentioned, the main sources of rural family's incomes in surveyed districts of Armenia (50.4%) are wage work in cooperative farms and state service. As was defined, the women's income is less than

that of men five times. However, if to take into consideration that a woman carries out actually all housekeeping works and duties including cooking, laundering, cleaning, and baby-minding, it become obvious that she is engaged not less than a man. In comparing with a man, a woman spends her time for housekeeping 3 times more (Fig. 2.2.18). The diagram shows how much time per week men and women are engaged in both socially useful works and housekeeping (Annex 2.2). In Table 2.2.5, we tried to show the time proportion in workload on men and women in percent. Men spend more their time for wage work (4.5 times), for works on their garden plots (1.6 times), and for providing domestic needs i.e. supplying water, firewood and implementing hard physical activity in their households (3 times). Women spend much more time than men do for preparation of

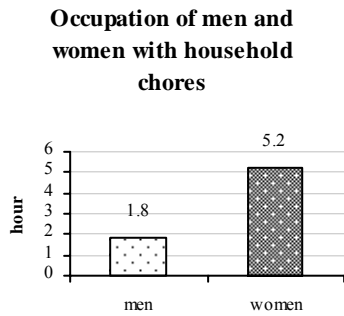


Fig. 2.2.18 Housekeeping input of men and women

meal, laundering, cleaning, and baby-minding etc. Based on above, it is possible to draw a conclusion that in the overwhelming majority of families, a woman cares about housekeeping. She makes her input in the form of manual labor for maintaining some comfort and cleanness in her house

and cooking. It is the fact that Armenian women can sometimes relax and have possibilities for their hobby. However, Armenian women gave the negative answer to a question concerning their wish to manage their households (54.16 percent of women gave a negative answer against 45.83 percent of women who gave a positive answer) (Fig. 2.2.19).

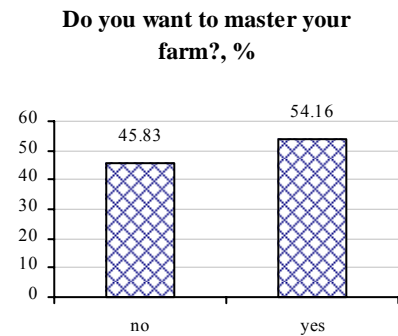


Fig. 2.2.19 Women who wish to manage their household

Table 2.2.5 Weekly time proportion in workload on men and women

Item	Women	Men
Wage work	3.16	14.27
Cooking	9.4	0.07
Cleaning a house or courtyard, household works	6.71	5.21
Baby-minding	7.22	1.84
Laundering and washing up	7.29	0.09
Care of sick and aged people	2.31	0.42
Visit of a market, purchasing	2.49	2.15
Work on a garden plot (cultivating a vegetable garden, harvesting forage etc.)	8.95	14.58
Providing the domestic needs (water, fuel)	0.99	3.04
Communication with neighbors, paying a visit	4.6	3.99
Receiving guests, relatives, and friends	4.19	4.68
Devotions	1.81	1.85
Personal time	3.93	2.81
Watching TV, reading, hobby	7.84	10
Fulfilling social duties	1.84	1.58
Meal and sleep	33.05	32.8

Education and cultural aspects

This survey has shown that the level of education of rural residents is relatively high (Fig. 2.2.20).

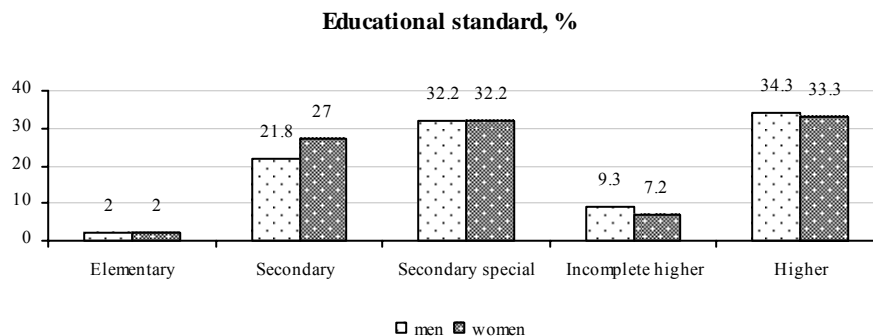


Figure 2.2.20 Educational qualification

34.3 percent of men and 33.3 percent of women have higher education, and 39.4 percent of men and 39.4 percent of woman - specialized secondary education and non-completed higher education. It suggests that their potential abilities are rather high; however, the existing conditions do not allow putting their professional skill in practice in full measure. Due to current conditions, most of them do not have the possibility to use their skill in the proper field of activity. Some of them are obliged to learn again in order to gain such a profession, which is called for at present. Many people could not find possibilities for applying their professional skill and should be completely engaged with managing their households or spend their time for searching job. 27 percent of women have secondary education i.e. they left a secondary school. As a rule, men and women complete a primary school in their villages. Persons wishing to continue their training should go to cities or regional administrative centers.

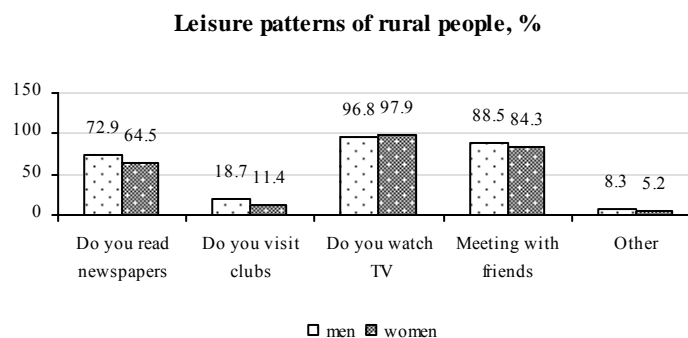


Figure 2.2.21 Kinds of rural inhabitants' leisure

Leisure and entertainment of rural inhabitants is rather monotonous in the study area (Fig. 2.2.21). Due to the lack of functioning cultural institutions (cultural centers, clubhouses, cinema theatres etc.) most residents do have the quite limited possibilities for valuable leisure. One hundred percent of inhabitants prefer watching TV and meetings with friends. Young people prefer mainly to visit clubhouses, at the same time, older people prefer to read newspapers.

Medical care

In general, rural residents do not have the specialized medical aid posts in their residential area and, therefore, they have to go to a polyclinic or a hospital in the regional administrative center to receive qualified medical services.

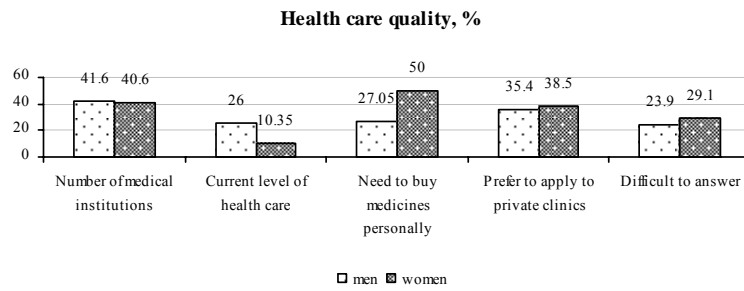


Figure 2.2.22 The extent of satisfaction by medical care quality

Data of the gender survey (Fig. 2.2.22) shows that 38.5 percent of women and 35.4 percent of men prefer to visit private clinics for medical aid. It means that financial abilities allow them to use rather expensive services of private medical institutions. 29.1 percent of women and 23.9 percent of men found difficulty in answering given questions.

Priority goals and personal features necessary for achieving success

Female respondents were asked to answer the following question: what goals do they have in their life? What does each woman aspire to in order to make sense of her life, to gain satisfaction, and to feel needed by her family and other people? Most women consider family’s happiness and welfare (100%), health (97%), financial sustainability (93%) as the most important aspects. Further, with a rather big gap, were mentioned such aspects as good friends, interesting job, education etc. Data of the gender survey shows that family’s happiness and welfare are the leading goal for rural women, and active participation in the social life is the secondary aspect of their life (Fig. 2.2.23).

Women have specified intellect, diligence, to be well-bred, honesty, adherence to principle, and education as chief personal features necessary for achieving success. They consider such features as strength of character, perseverance, and selflessness i.e. those features that promote be an active member of society as secondary features (Fig 2.2.24).

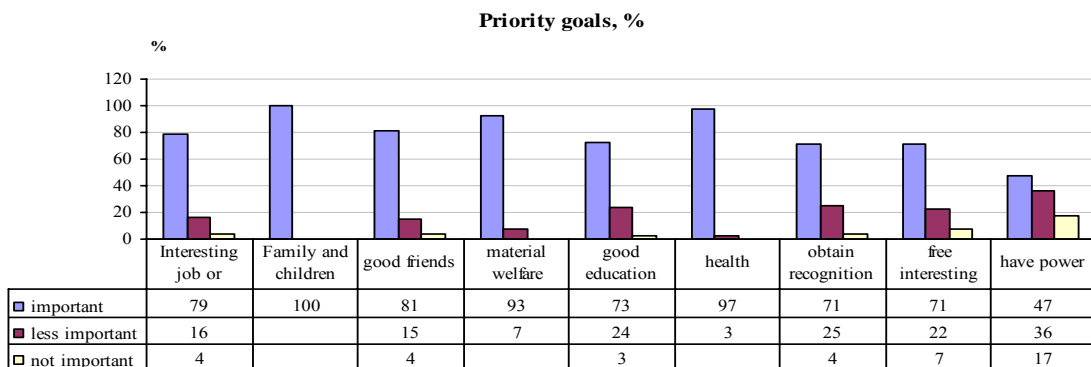


Figure 2.2.23 Priority

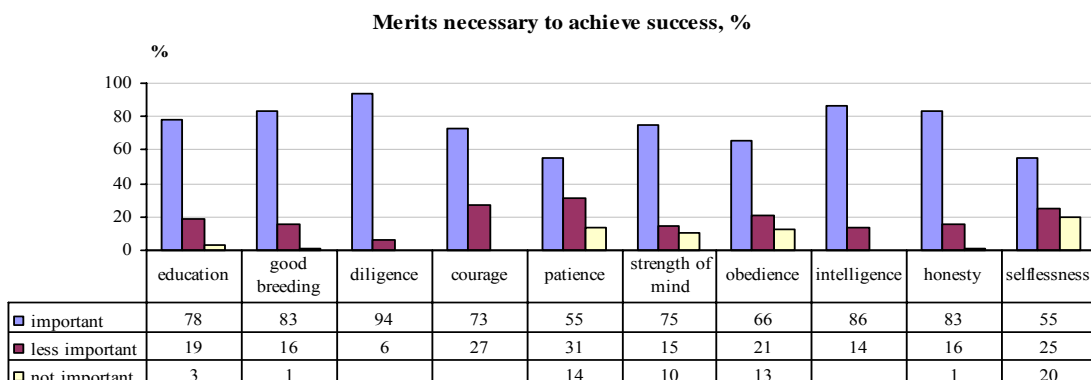


Figure 2.2.24 Personal features needed for achieving

Water use

Not all rural residents in study regions faced water use problems equally. The water management organization renders 94 percent of services on domestic-potable water supply to the population,

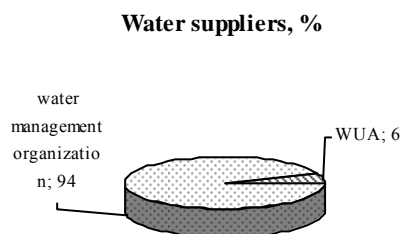


Fig. 2.2.25 Water supply organizations

institutions, and organizations in districts where irrigation water is a main source of water supply (Fig. 2.2.25). Six percent of rural inhabitants receive water from WUAs. The level of water supply is directly related to a seasonality, for example, there are irregularities of water supply in the spring-summer period. As a whole, it is possible to assert that water supply is not always equal and regular (Fig 2.2.26). 61 percent of respondents consider that there are seasonal limitations in water supply, and 67 percent of respondents consider that there are also hourly limitations in water supply; and 13 percent of

respondents assert that there are no problems with water supply.

About a half of households in surveyed districts have access to the water-pipe systems. Regarding irrigation and potable water, it is possible to assert that some villages do not face water deficit for irrigation and domestic uses. Although there are some seasonal and hourly limitations in water supply, however, a half of all respondents consider that potable water (49.5%) and irrigation water (49%) quite accessible even in the summer period (Fig.2.2.27).

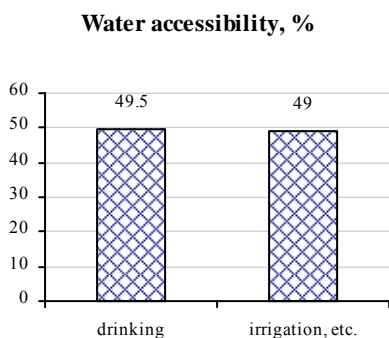


Fig. 2.2.27 Access to water, %

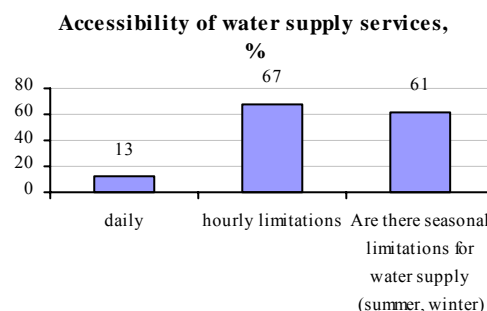


Fig. 2.2.26 Accessibility of water supply services, %

Nevertheless, according to 77 percent of respondents, water conflicts among inhabitants take place in the summer period (Fig 2.2.28), and they are settled not always peacefully. To settle disputes sometimes interference of the local government or the Council of Elders whose members live in that locality is necessary. The priorities are specified on the basis of mutual agreements, first of all, taking into consideration the needs and importance of water supply for specific uses. 23 percent of respondents consider that there are not causes for water conflicts. Most respondents (57%) consider

that it is necessary to put the water-saving technologies into practice of household water supply and irrigation; however, nobody could answer what measures should be employed for proposed water saving.

By the example of water allocation, it is possible to show that a woman has the quite restricted access to the decision-making process (Fig. 2.2.29). She may, not always, distribute water even in her own household and especially at the farm level. 73 percent of respondents consider that a woman can distribute water within a household, however, 23 percent of respondents consider that a man should manage water distribution in spite of the fact that, women are practically manage housekeeping in full, and consequently water use in households is the priority of women. In addition, may be mentioned, women have quite rough ideas concerning water supply issues outside their own households.

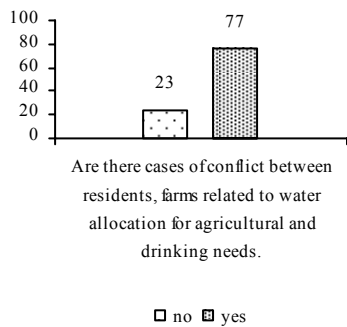


Fig. 2.2.28 Water distribution conflicts, %

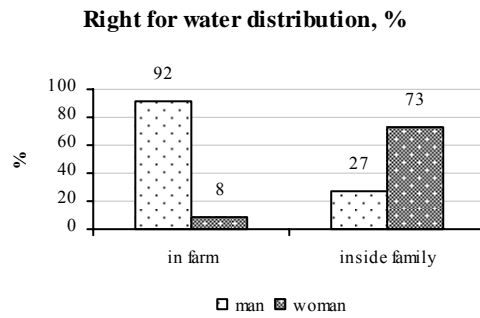


Fig. 2.2.29 Water allocation rights, %

Household water use

According to data of the gender survey, 81 percent of rural households use a tap water in their yards (Fig. 2.2.30). Residents who do not have a water post in their courtyards take potable water from a water post in the neighborhood (10%), and 13 percent from wells. Other ways of water supply are rarely used. Most rural inhabitants use a tap water in their yards. Wells are mainly used due to failure of water supply (5 to 6 families have a common well). Figure 2.2.31 shows that if a tap water is absent men are mainly busy with domestic water supply (12%). Women (9%) and teenagers (10%) also participate in domestic water supply. They spend for water supply from 10 minutes to one hour every day. Only those respondents who have not a tap water in their yards or houses answered the

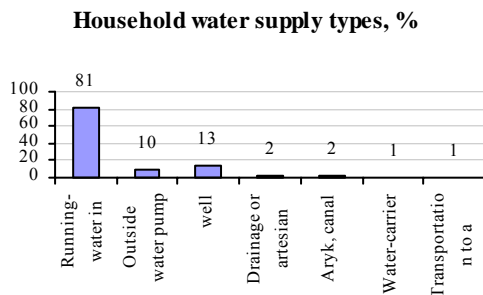


Fig. 2.2.30 Type of household water supply, %

question concerning water delivery in to their houses. Rural residents, who do not have a tap water in their courtyards, use traditional methods for water storage. Every day, water is filled and stored in pitchers and pails.

A very important aspect is sanitary conditions for water supply; it seems that rural residents realize quit well the importance of water safety. Water that they use is not always safe for their health. Most rural residents consider that it is necessary to pay more attention to water safety issues. Figure 2.2.32 shows that answering

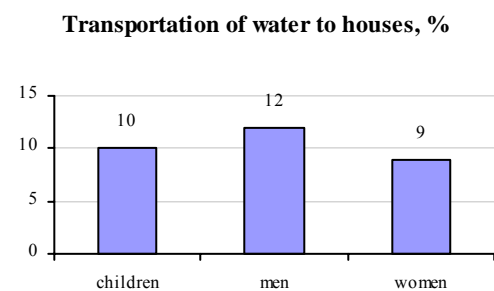


Fig. 2.2.31 Water delivery to households

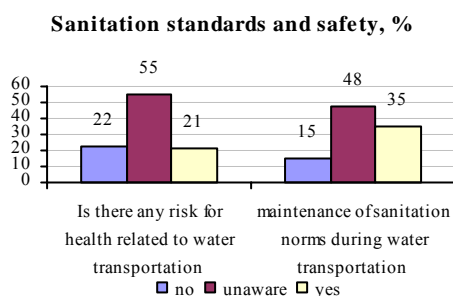


Fig. 2.2.32 Sanitary standards and water safety, %

a question concerning observance of sanitary standards, 15 percent of respondents consider that water does not meet quality standards, and 21 percent of respondents consider that the way of water delivery can cause health risks. 35 percent of respondents consider that water completely meets the sanitary standards, and there is not any risk to use this water. 48 percent of respondents could not answer this question. These are residents using a tap water in their

yards or houses, and they consider that water supplied is subjected to full preliminary treatment.

Land use

Gender distinctions in land ownership are also an important problem. Existence of gender barriers in land ownership and access to necessary equipment and financial resources result in conditions when women are deprived of their rights to be engaged in agricultural activity. Findings of surveying the rural residents are presented in Figure 2.2.33.

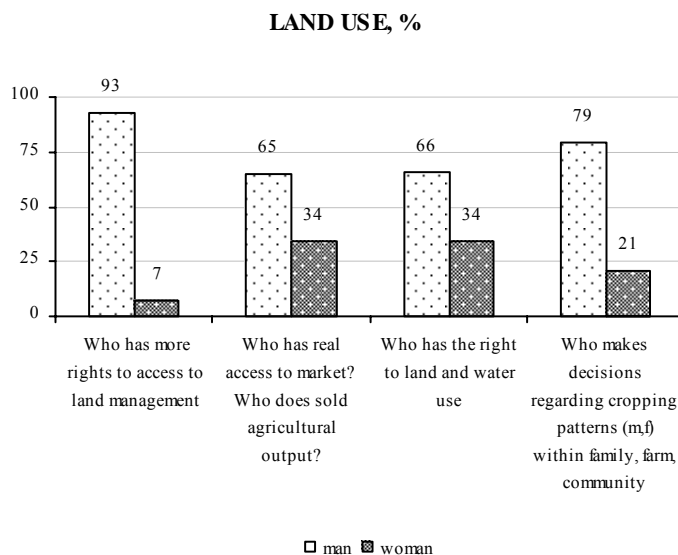



Fig. 2.2.33 Land use rights, %

From 65 to 93 percent of respondents consider that only a man:

- allocates land plots for vegetable gardens;
- has access to agricultural machinery;
- has access to a market;
- has the priority in receiving credits;
- posses land and water rights;
- makes decisions in regard with a crop pattern in a farm; and
- has real access to a ready sale.

In respondents' opinion, most women (34%) may have access to the agricultural market, and the same amount of respondents considers that a woman has the right of land ownership. It seems they keep in mind the small-scale wholesale of output from their household plots. 21 percent of respondents consider that women may make decisions concerning a crop pattern both in their households and in co-operative farms.



2.3. Georgia



General

Country:	Georgia
Capital:	Tbilisi
Area:	69,700 sq km
Population:	5,400,000
Official state language:	Georgian
Religion:	Orthodox Christianity
National currency:	lari
Location:	in the southern-western portion of Transcaucasia
Political system:	the republic consisting of 65 districts, Abkhazia, Ajaria, and South Ossetia

Head of State: the President.

Legislature: the Parliament

Executive authority: the Council of Ministers headed by a Minister of State

International organizations: a member of the United Nations (UN) (1992); a member of the Commonwealth of Independent States (CIS) (1993), the republic joined the Partnership for Peace program of the North Atlantic Treaty Organization (NATO) (1994); a member of the Organization for Security and Cooperation in Europe (OSCE).

Main industrial sectors: flavoring industry, light industry, machine-building industry, oil-refining and chemical industry, and ferrous metallurgy, extraction of manganese ore, coal, nonferrous ores, and barium sulfate.

Main agricultural sectors: cultivation of tea, citrus plants, bay leaf, as well as viticulture, fruit growing, grain farming, cattle breeding, sheep breeding, pig-breeding, and poultry farming.

POPULATION: 5,720,000 inhabitants including: Georgians (70.1%), Armenians (8.1%), Russians (6.3%), and other nations such as Azerbaijanis, Ossetians, Greeks, Kurds, Assyrians, Abkhazians and others.

LANGUAGE: Georgian. English is used for communication with foreigners. Most the population understands Russian very well.

RELIGION: Orthodox Christianity is the religion of about 58 percent of the Georgian population (Georgia is one of first countries that has taken Christianity as the state religion in 337 B.C.), very patient relations with other religious confessions: Islam, Catholicism, etc.

GEOGRAPHY: The Republic of Georgia is located on the southeast of Europe and occupies the central and western part of Transcaucasia. Georgia is bordered by Russia on the north, Azerbaijan on the east, Armenia and Turkey on the South. The Black Sea forms the western border. The total area is 69,700 sq km.

CLIMATE: Climate is subtropical in the west of the country, and transitional from subtropical to temperate one in the east. Mean annual temperatures range in January from +3oC (Colchis) to -2oC (Ivery Depression), in August from +23oC to +26oC. In the western portion of Georgia along the Black Sea shoreline, rainfall amounts to 1,000 to 2,800 mm per year (in mountains), and 300 to 600 mm per year in the western portion of Georgia.

POLITICAL STATUS: The democratic republic. Head of state and the government is the president. Legislature is the two-chamber parliament.

Study areas

Four provinces of the republic, four districts, and four villages were selected for this gender survey (Table 2.3.1).

Table 2.3.1 Surveyed districts

Province	District	Village
Kakhetin	Sagaredjo	Georgitzminda
Racha	Ambrolaury	Saketzya
Kartly	Kareli	Abisi
Emeretin	Sachkhery	Korety

Sachkhery District is located in the Western Georgia. According to the administrative division, this district belongs to Emeretin Province. The fact that irrigation is not required here is the main feature of this district. Families have wells for water supply.

Sagaredjo District is located in the Eastern Georgia. According to the administrative division, this district

belongs to Kakhetin Province. This region of the Eastern Georgia has become famous thanks to its wine-making, and, therefore, the population are mainly engaged in viticulture. As against the Western Georgia, the region needs potable and irrigation water supply.

Ambrolaury District is situated in the Northern-Western Georgia. According to the administrative division, this district belongs to Racha-Lechlhum Province. This is mountainous region. Over its history, Racha was considered as a poor region. Irrigation is not required in this district. The population withdraws water from wells for housekeeping. Local inhabitants harvest the famous varieties of black grape in small amounts.

Kareli District is located in the South-Western Georgia. According to the administrative division, this district belongs to Kvemo-Kartle Province. The district is famous by its beekeeping. Garden plots and fields are mainly used for growing foodstuff necessary for family's consumption. Local inhabitants grow wheat and many other crops in small amounts (due to small amounts, they were not pointed in questionnaires). It is necessary to irrigate garden plots and fields.

Households and their owners

119 households with 480 inhabitants were selected for this gender survey. The recognition of Georgian women as heads of households is the very interesting fact. Although, once more, this can be as a proof that a woman in Georgia was at the high level of the social hierarchy over centuries; and a woman has the indisputable authority being a subject of general respect and worship. Figure 2.3.1 shows a proportion of heads of households presented by men and women.

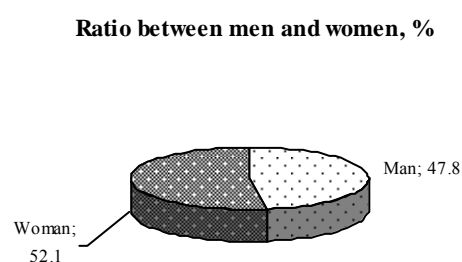


Figure 2.3.1 Proportion of men and women, %

General characteristics of households and their sizes

A rural type of households was selected to carry out this gender survey. Farms were excluded from this survey. Living conditions of rural families are different in various districts. In richer Georgitzminda and Abisi villages, inhabitants have their own houses, mainly two-storied houses. There are three-four rooms at each floor. Houses are well-equipped. Almost each family has bathrooms and lavatories in its house. Less prosperous inhabitants of Saketzya and Korety villages also have their own houses, mainly two-storied wooden houses (there are single-storey houses). However, these houses are not well-equipped (there are not bathrooms; and lavatories are located in courtyards). It is necessary to note that inhabitants of the Korety Village have a sponsor (a rich businessman, he was this village born) who provides financial and material aid. Regarding living comfort, inhabitants of Korety, Georgitzminda, and Abisi villages, have a quite well-furnished family life (they have good furniture in a sitting room, bedroom, and kitchen as well as necessary household appliances such as TV set, refrigerator etc.). Almost each family in the Abisi Village has a car. Families of the Saketzya Village have less comfortable living conditions: they have old-fashioned nickel-plated beds, other out-of-date furniture, and chairs. Not all families have TV sets.

Actually, each family has its garden plot where they cultivate food crops and raise livestock. Forty six percent of families have small land plots, where they raise wheat and seventy seven percent of families raise other diverse crops; however, cropped areas are very small. Figures 2.3.2 and 2.3.3 show data on areas occupied with houses, garden plots, and fields (average data per one family

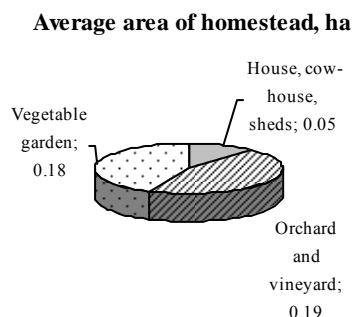


Fig. 2.3.2 Areas under houses and garden plots, ha

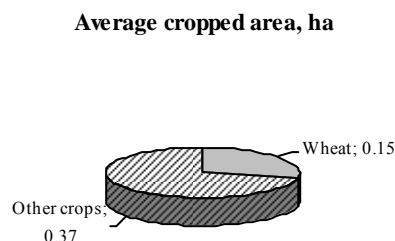


Fig. 2.3.3 Areas under crops, ha

within the study regions). Mostly, women and men use their land plots equally, at the same time, men are traditionally engaged in land leveling, tillage, and irrigation, and women in planting and weeding. Usually, all members of the family participate in harvesting. Thus, all members of the family cultivate their garden plot, and a raised yield is mainly used for their own consumption. Women are basically engaged in fattening of cattle.

Vegetables and fruits grown on garden plots are quite diverse, at the same time, 52 percent of all respondents are engaged in viniculture (Table 2.3.2); it is naturally and traditionally for this region. Georgian peasants are perfect masters in winemaking. It needs to note that rural residents also grow citrus plants, tobacco, and other crops. Concerning domestic animals and poultry in households, most families (58.8%) breed hens. 38.66 percent of families raise cows (Table 2.3.3), and pigs are breed in the many households.

Table 2.3.2 Vegetables and fruits grown on garden plots

Vegetables and fruits	Families engaged in their growing (%)
Tomato	48.74
Potato	27.73
Onion	26.05
Apricot	5.04
Grape	52.10
Pomegranate	0.84
Corn	45.38
Persimmon	0.84
Others	25.21

Table 2.3.3 Livestock and poultry raised in households

Livestock and poultry	Families engaged in their raising (%)
Cows	38.66
Sheep	6.72
Goats	5.04
Hens	58.82
Geese	0.84
Ducks	1.68
Turkey cocks	21.85
Others	4.20

Composition of Rural Family

As a rule, a Georgian rural family is not numerous. An average size of the family amounts to four people (0.7 percent of families consist of one person and 0.2 percent of families consist of seven persons). Usually, the family consists of two spouses and two children. Sometimes, aged parents live together with them. An amount of children in the family varies from one to four. Table 2.1.4 shows an average composition indicator of one average rural family (Column 2) and a percentage of its members (Column 3), if the total number of members living in a household is taken as 100 percent.

Table 2.3.4 Composition of an average rural family

Family's members	Number	%
1	2	3
Husband	0.89	22.08
Wife	0.97	24.17
Children up to 7 years old	0.22	5.42
Children of 7 to 14 years old	0.46	11.46
Children of 14 to 18 years old	0.35	8.75
Children over 18 years old	0.46	11.46
Elderly members of family	0.67	16.67

Birth rate

An analysis of rural families' composition has shown a rather little number of young children. Families, which have members in quite childbearing age and only one child, do not want to have some more children due to their fear for economic prospects. They are afraid to be incapable in

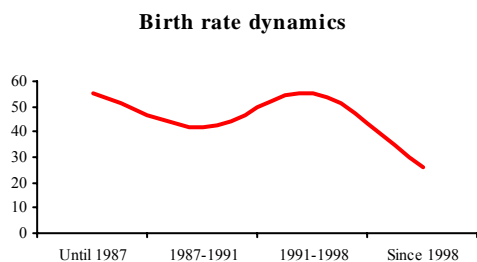


Figure 2.3.4 Birth rate dynamics

order to provide good upbringing and education for next child. Figure 2.3.4 shows decline in a birth rate more than two times after 1998 in comparing with that in the 1980s. At the same time, between 1991 and 1998, some growth in the birth rate was observed in comparing with the period from the end of the 1980s to the beginning of the 1990s. It is necessary to note that Georgia did not become an exclusion from the trend prevalent over the entire post-Soviet territory related to decline in a birth rate in current years.

Nevertheless, the current economic situation in the republic could not affect most respondents' opinion in surveyed Georgian villages regarding an amount of children in the family. Most respondents consider that an ordinary rural family should have, on average, 2 to 3 children or 3 to 4 children (see Figure 2.3.5). A little amount of respondents considers that the family should have 4 to 5 children and even more.

Optimal number of children in family, %

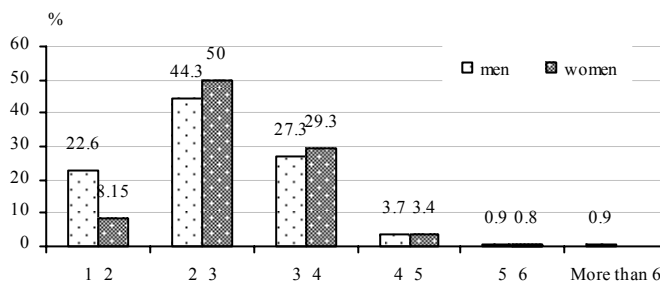


Figure 2.3.5 The optimal number of children in the family

The diagram (Figure 2.3.5) shows that opinions of men and women concerning an amount of children do not always coincide. Most female respondents (50%) consider that 2 to 3 children are the optimal number; at the same time, most male respondents (44.3%) also consider that 2 to 3 children are quite enough.

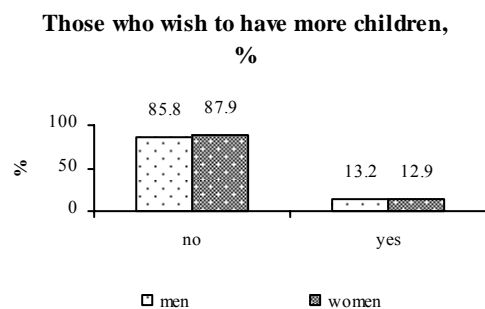


Figure 2.3.6 People who wish to have some more children

However, the standard of living of the rural population in Georgia is going on to drop and remains extremely low, and fear regarding their future does not allow them to have the sufficient number of children, from their point of view. Most men (85.8%) and women (87.9%) gave the negative answer to the question: «Do you want to have any more children?» (Figure 2.3.6).

Marriage age (nubility)

Figure 2.3.7 shows that the picture of marriage of rural residents is rather traditional. Most women got married at the age of 18 to 22 (32.7% and 31% correspondingly). Approximately an equal number of women (per 12%) got married earlier or later of the abovementioned age. At the same time, men create their families mainly at the age of 22 to 30 (36.7% and 38.6% correspondingly), as a matter of fact, when men are already mature from the point of view of their responsibility for their spouses and future children. By the time of marriage, they acquire a profession and are able to endow their families. According to respondents, there are mainly love-matches; however, opinions of parents and older members of the family are taken into consideration. Nevertheless, young people themselves make final decision.

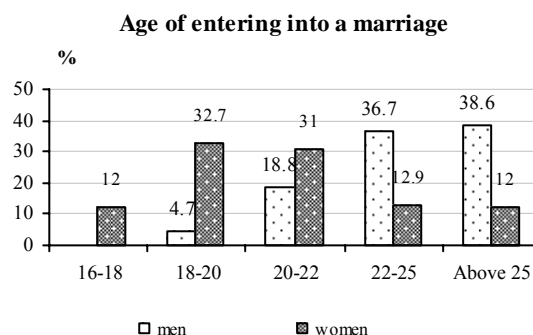


Figure 2.3.7 Marriage age

Economic aspects

Forming the budget of a rural family

According to data of this survey, main sources of households' income (Figure 2.3.8) are the following:

- labor activity at a permanent place of employment or temporary job for a wage by one or all capable members of a family;
- personal garden plot;
- state funds allocated to specific social groups of the population in the form of pensions, benefits, grants etc.;
- secondary employment; and
- financial aid of relatives.

Other sources of income do not play the essential role in the family budget. Main sources of income of rural residents in surveyed villages in Georgia are the following: wage work (59.6%) and income generated on personal garden plots (23.1%). It is necessary to note that income sources are plural. 20.42 percent of all respondents (17.6 percent of men and 3.36 percent of women) have a stable

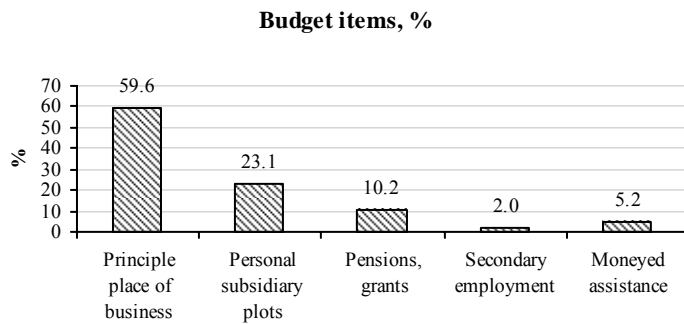


Figure 2.3.8 Forming the budget items

i.e. by growing cash crops and raising livestock. However, it is difficult to call them as farmers, because they do not have the status of legal entity and a bank account, and they do not raise a loan due to their excessive caution. The rest of the population, approximately 77 percent, combines a part-time paid job with agricultural activity.

Input of pensioners and members of the family receiving state benefits into the family budget amounts to 10.2 percent. It needs to note that this income is exclusively based on payments to retired people and disable people in the form of pensions. Benefits to children or low-income families are not paid in the republic. Income owing to secondary employment is extremely low and amount to only 2 percent of the family budget. However, it is necessary to mention that the approximately equal proportion of men and women is covered by secondary employment. As a rule, financial aid (5.2%) is granted to parents in years living separately (5 percent of families) and to young families.

Input of women into the family's budget (Fig. 2.3.9) somewhat differs from input of men. First of all, it depends on a high housekeeping load, which is difficultly evaluated in cash equivalent. Nevertheless, women's income is about two times less than men input into the family budget. Figure 2.3.10 shows that the greater part of women income (8.8%) is generated on personal garden plots, and almost two times less in the permanent places of employment (6.8%).

Women's contribution to family budget, %

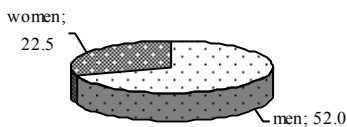


Fig. 2.3.9 Input of men and women into the budget

Women's contribution to family budget, %

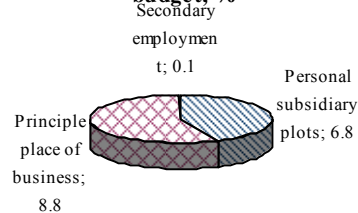


Fig. 2.3.10 Components of women incomes

According to statistics, at present, 17 percent of the population is the unemployed in Georgia, and this problem is going on to be aggravated. As a result, immigration of the working-age population intensifies. During the years of independence, according to official data, due to migration of most active and able-bodied citizens, the population has decreased on 1.1 million people. Today, appeals of "the pink revolution" regarding re-immigration were rejected, once and for all, and most country's population is surviving at the expense of financial aid of relatives who are working in Russia. Annual remittances from the Russian Federation to Georgia make up not less than US\$ 1 billion, that is comparable with joint financial aid of European countries and the

USA. Thus, it is possible to assume that income mentioned by respondents does not always reflect the actual situation. With firm certainty, one can say that latent income takes place in the form of additional input into the family budget made by relatives and members of rural families who went abroad in search of a job. Expenses of rural families would reflect this aspect. Later on, by comparing an amount of foodstuffs consumed by the family and their prices, we can evaluate a deficit of the family budget, i.e. an excess of expenses over income.

Thus, due to the quite complicated social and economic situation, the standard of living of the population in Georgia remains at the low level, the production volume hardly reaches one-fourth of those was until 1991. Agriculture is also in the extremely poor situation. During current years, prices have increased almost on the one-third; at the same time, even according to official statistics, income of every second family in Georgia is below the standard of life. Most districts suffer from the power deficit, which is supplied during a few hours per day according to the established schedule. Income per capita can be used as an indicator of the standard of living. It amounts to US\$ 37.5 per month in Georgia. Only 5.2 percent of respondents gave the positive answer to a question: «Does current family income satisfy you?».

Expenses of rural families

Earned income in rural families (Fig. 2.3.11) is distributed regarding the needs of the family itself and the production costs. The production costs include expenses for developing garden plots, purchase of seeds, household implements, and young cattle for fattening, as well as expenses for soil treatment and crop growing. Figure 2.3.11 shows that production costs amount to 28 percent of income, and taking into account insufficient income of rural families, their agricultural production cannot be quite efficient and profitable.

In their turn, funds allocated for the needs of a family are used for financing a number of items necessary for supporting the family's life (Figure 2.3.12) that consist of the following:

- foodstuff;
- non-food items;
- household needs;
- medicines and medical services;
- public utilities services;
- education; and
- others.

Distribution of income in families, %

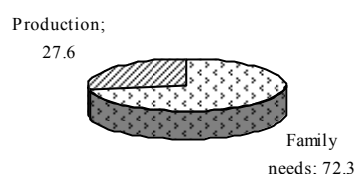


Fig 2.3.11 Family income distribution

Expenditures structure in average dehqan family, %

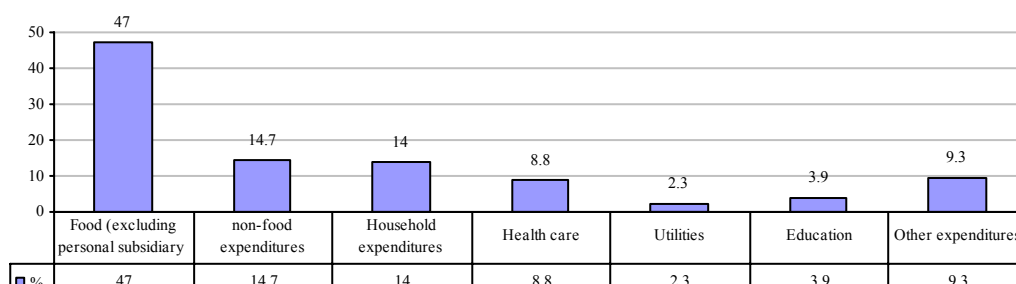


Fig 2.3.12 Income distribution in the rural family

Expenses for foodstuff is a very important indicator of a family's welfare. If these expenses exceed 20 percent of income then the income cannot be considered as sufficient. In our case, expenses for foodstuff, on average, make up almost half of income (47.6 %). However, it is necessary to note that the difference in expenses for food within the republic is considerable (from 23 percent to 70 percent). The proportion of families whose expenditures for food do not exceed 20 to 25 percent is negligible (only 4 percent of all surveyed families). Expenses for medicines and medical services (8.8%) and education (3.9%) are also extremely small. Taking into consideration our attention to gender aspects, expenses of men and women for their own personal needs, for example, expenses for hygienic materials etc. are of interest. Georgian men and women cannot satisfy their personal needs in full and should hunt up some money from the very limited budget for themselves (Fig. 2.3.13)

Expenditures for personal needs, \$ US

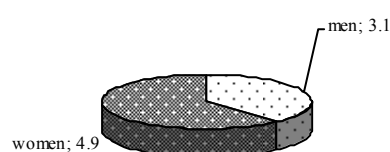


Figure 2.3.13 Expenses for personal needs

Foodstuff consumption

The amount of foodstuff consumed is quite different not only between families but also between regions. Regional differences are caused by the location of residence and national, religious, and other traditions. A specific diet (quantity and quality of different foodstuff) of each family depends on the financial status of the family, tastes, and the level of health of its members as well as the age structure. However, there are so-called medical rates of food consumption, and their infringement results in abnormalities in development and vital functions of a human being. One should not associate these medical rates with a basket of goods, which directly depends on the economic status of the region as a whole. These medical rates can be considered as the standard for the balanced nutrition. A specific amount and combination of proteins, fats, carbohydrates, minerals, and vitamins provide calories to a human being's organism, ensuring his mental and physical abilities.

The following situation was revealed in the process of analyzing foodstuff consumption in an average rural family in Georgia (Fig. 2.3.14).

Monthly food consumption

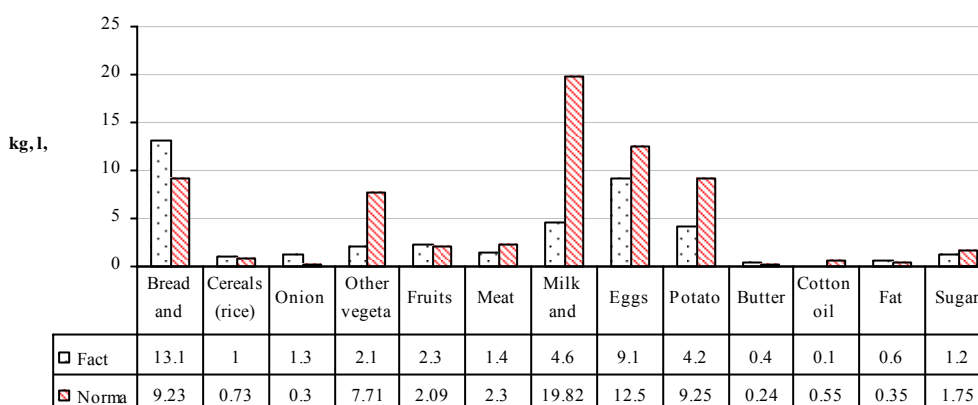


Figure 2.3.14 Monthly foodstuff consumption by one person

Based on foodstuff consumption's data of an average rural family in Georgia, it may state that the nutrition is not good-balanced. Carbohydrates dominate in their nutrition at the expense of consumption of bread (13.1 kg/month against a medical rate of 9.2 kg/month); however, there is the lack of proteins due to insufficient consumption of meat, milk, and eggs. Consumption of vegetables providing vitamins is also insufficient. Consumption of fruits is an exception. They are used in a diet in amounts exceeding biological rates a little. All these distortions in their diet are, first of all, caused by the financial situation in families. This situation exists in spite of the presence of so-called latent income mentioned above.

Gender status in a family

As has been shown in this survey, an understanding of gender relations among the rural population is at the low level, and they do not know a meaning of the term *gender*. Nevertheless, such a situation tells nothing about the gender status in the family and society. As a matter of fact, Georgia is a single country among all other countries that participate in this gender survey, where

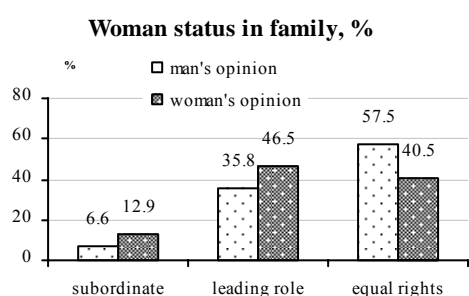


Fig. 2.3.15 Status of a woman in a family

women traditionally play the rather important role. It may be confirmed by the fact that more than a half of women and men consider a woman as the head of household. According to answers to the question about the role of women in the family (Fig. 2.3.15) 35.8 percent of men consider that women play the topping role, more than a half (57.5%) of men consider woman as the equal member of the family, and only 6.6 percent of men consider a woman as “subordinated person.” Women themselves do not always agree with men. 12.9 percent of women consider their destiny as to be subordinated to men; 46.5 percent of women acknowledge their leadership, and 40.5 percent of women consider themselves as equal to men.

However, declared equality and the leading role of woman, even at the level of the family, cannot be an indicator of actual equality in their rights if a woman economically depends on her husband or other members of her family. Only then, it is possible to speak about equality and the leading role of a woman when she has the right to manage the family budget according to her discretion and to make decisions.

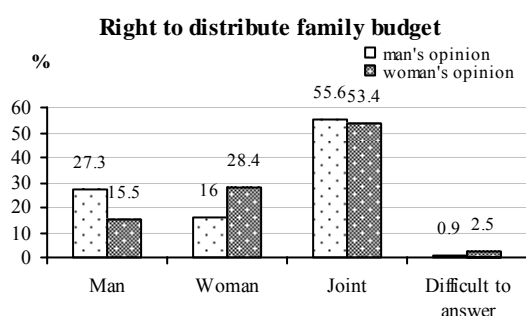


Figure 2.3.16 The right to plan the family budget



Figure 2.3.17 Decision-making regarding a purchase

Such an approach takes place both at the level of the family and at higher social levels of society. According to findings of surveying rural families in Georgia, a woman has the right to plan the family budget independently (Fig. 2.3.16) in opinion of 16 percent of men and 28.4

percent of women themselves. In most cases (in opinion of 55.6 percent of men and 53.4 percent of women), decisions concerning the family budget are jointly made. The right to participate in decision-making on a purchase is an important indicator of the status of women in their families. In this case, purchasing of expensive goods and services for family's needs is borne in mind. 64.1 percent of men and 61.2 percent of women answered to the formulated question that they make jointly decision regarding purchases (Fig. 2.3.17). It is very important to note that according to the request of respondents, a line of the questionnaire «under consulting with my husband» was replaced by «under consulting with my husband or wife.» Moreover, men were initiators of this replacement. However, the diagram shows that 25.4 percent of men and 31.8 percent of women answered that they can singly make decision on purchase.

Labor and employment

Findings of this gender survey show that in a rural family, both spouses are not only actual, but also necessary “bread-winners.” It allows speaking about almost the equal responsibility of men and women for welfare of their families. The analysis performed enables us to draw a conclusion that the time deficit limits the women's potential to participate in the public production in full measure. This is mainly the prerogative of men. A woman, who is engaged in managing her personal garden plot under conditions of the lack of specific machinery and sufficient funding and in housekeeping, which cannot be evaluated (if this is not a private farm), as if, does not have income in cash equivalent. At the same time, income of women due to the public production and sale of agricultural output that is grown on their garden plots are extremely low. Thus, it is possible to point that a rural woman is mostly engaged in producing rural non-market output. As a rule, if women are working in the public sector, they are employed in low-paying jobs in the sectors that do not generate a direct profit but vitally important for society (education, public health, and culture).

Time budget

We asked respondents to describe their daily routine in order to have more detailed information on the division of labor between men and women in the rural area regarding both income-generating activity and housekeeping. Figure 1 shows data averaged through the week (also see Annex 2.3).

The key matter of the gender problem is rural employment (both men and women). As was mentioned, the main sources of rural family's income in surveyed districts of Georgia (59.6%) are a wage work in co-operative farms and state service. As was defined, women's income is only 2.3 times less than that of men. However, if we take into consideration that a woman carries out actually all housekeeping works and duties including cooking, laundering, cleaning, and baby-minding, it become obvious that she is busy much more than a man. In comparing with a man, a woman spends her time for housekeeping almost four times more (Fig. 2.3.18).

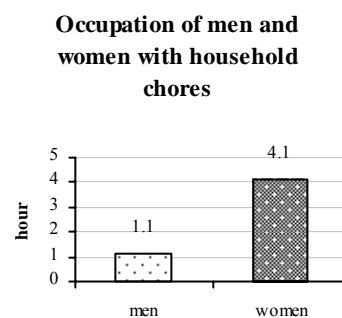


Fig. 2.3.18 Housekeeping input of men and women

Table 2.3.5 Weekly time proportion in the workload on men and women

Item	Women	Men	%
Wage work	5.83	18.22	312.22
Cooking	8.24	0.16	1.98
Cleaning a house and a courtyard, household works	8.00	5.14	64.28
Baby-minding	5.21	0.29	5.5
Laundering and washing up	6.19	0.12	2
Care of sick and aged people	0.57	0.07	11.88

Table 2.3.5 Weekly time proportion in the workload on men and women

Item	Women	Men	%
Visit of a market, purchasing	2.91	2.51	86.29
Work on a garden plot (cultivating a vegetable garden, harvesting forage etc.)	10.32	11.55	111.92
Domestic needs (supplying water, fuel etc.)	0.28	0.38	136
Communication with neighbors, paying a visit	2.04	2.43	119.01
Receiving guests, relatives, and friends	2.34	2.75	117.51
Devotions	0.31	0.33	105.45
Personal time	5.50	4.66	84.69
Watching TV, reading, hobby	8.08	9.29	115.02
Fulfilling social duties	0.36	0.75	209.38
Meal and sleep	43.26	41.35	95.59

The diagram shows how much time per week men and women are engaged in both socially useful works and housekeeping (Annex 2.3, Fig. 1). In Table 2.3.5, we tried to show the time proportion in workload on men and women in percent. 100 percent (points) was taken as the value that is designating workload on women. Data of this table make it clear that men spend more time for a wage work (3 times) and for works on their garden plots (1.1 times). In addition, a man more often than a woman communicates with his neighbors, pays a visit, and receives guests.

Based on above, it is possible to draw a conclusion that in the overwhelming majority of families, a woman cares about housekeeping. She makes her input in the form of manual labor for maintaining some comfort and cleanness in her house and cooking in spite of her work in the public sphere and on her own personal garden plot. It is the fact that women do not practically have time for valuable leisure and entertainment. Therefore, Georgian women, almost unanimously (84 percent of women gave a negative answer against 14 percent of women who gave a positive answer), gave the negative answer to a question concerning their wish to manage their households (Fig. 2.3.19).

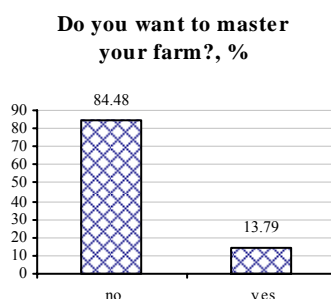


Fig. 2.3.19 Women who wish to manage their households

Education and cultural aspects

This survey has shown that the level of education of rural inhabitants is relatively high (Fig. 2.3.20). Their potential abilities are rather high; however, the existing conditions do not allow putting their professional skill in practice in full measure. It is necessary to note that most men and women who have higher and special secondary education are people at the age more than forty years and have adult children. They completed their education until the 1990s. Due to current conditions, most of them do not have the possibility to use their skill in the proper field of activity. Some of them are obliged to learn again in order to gain such a profession, which is called for at present. However, many people could not find possibilities for applying their professional skill and should be engaged in heavy manual agricultural works. 33.6 percent of women have secondary education i.e. they left a secondary school. Approximately equal percentage of women has high education and specialized secondary education (28.4% and 25% correspondingly). However, this is not only agricultural

education. Therefore, their education is enough for managing their personal garden plots but in order to establish and to manage a real private farm, rural residents should gain additional knowledge in the agricultural practice for successful farming management.

It needs to note that residents of Korety, Georgiztminda, and Abisi villages have the secondary school in their villages; at the same time, there is only the primary school in the Saketzya Village, therefore, further children study in Ambrolaury. Persons wishing to have special secondary or higher education should go to Tbilisi, Kutaisi, Sagaredjo, and Gori. Distinctions in receiving education by boys and girls do not exist.

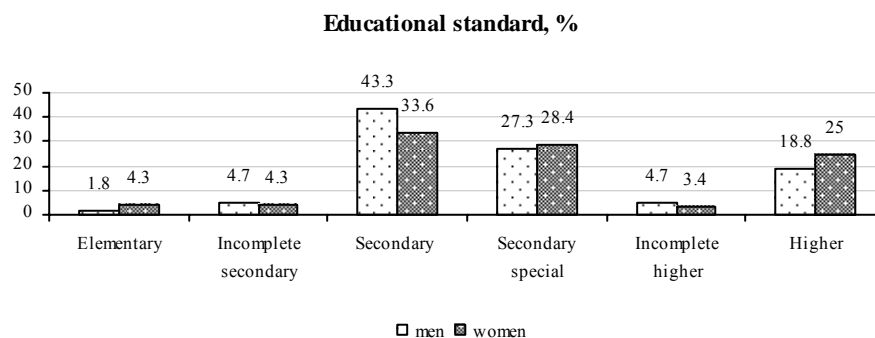


Figure 2.3.20 Educational qualification

Leisure and entertainment of rural inhabitants is rather monotonous in the study area (Fig. 2.3.21). Due to the lack of functioning cultural institutions (cultural centers, clubs, cinema theatres etc.) most of residents do have the quite limited possibilities for valuable leisure. One hundred percent of inhabitants prefer watching TV and meetings with friends. Young people prefer mainly to visit clubs; at the same time, older people prefer to read newspapers.

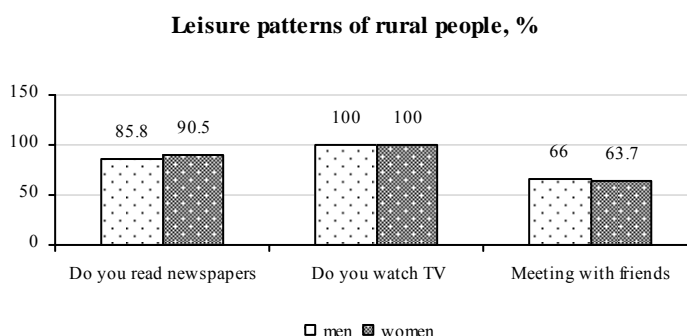
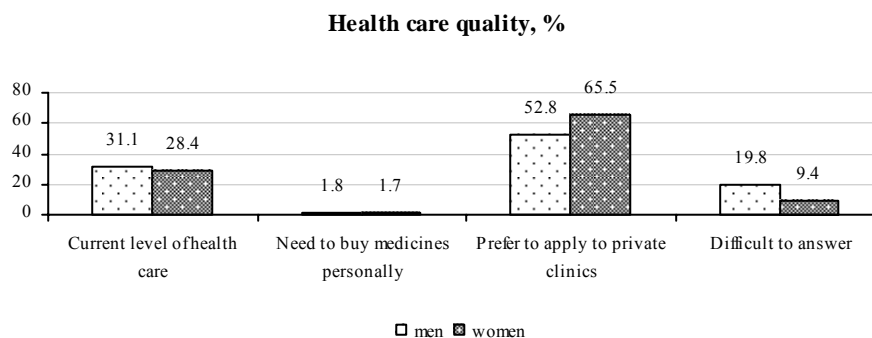


Figure 2.3.21 Kinds of rural inhabitants' leisure

Medical care

Rural residents generally do not have the specialized medical aid posts in their residential area,



excluding the Georgiztminda Figure 2.3.22 The extent of satisfaction by medical care quality in clinic or a hospital in the regional administrative center to receive qualified medical services.

Medical care of inhabitants of the Korety Village in the district hospital is financed by the sponsor (a former fellow-villager). Data of the gender survey (Fig. 2.3.22) shows that 65 percent of women and 53 percent of men prefer to visit private clinics for medical aid. 28.4 percent of women and 31.3 percent of men consider the existing level of medical care is satisfactory.

Priority goals and personal features necessary for success achievement

Female respondents were asked to answer the following question: what goals do they have in their life? What does each woman aspire to in order to make sense of her life, to gain satisfaction, and to feel needed by her family and other people? Data of the gender survey shows that family’s happiness and welfare are the leading goal for rural women, and active participation in the social life is the secondary aspect of their life (Fig. 2.3.23).

Women specified intellect, diligence, to be well-bred, honesty, adherence to principle, and education as chief personal features necessary for success achievement. They consider such features as strength of character, perseverance, and selflessness i.e. those features that promote to be an active member of society as secondary features (Fig 2.3.24).

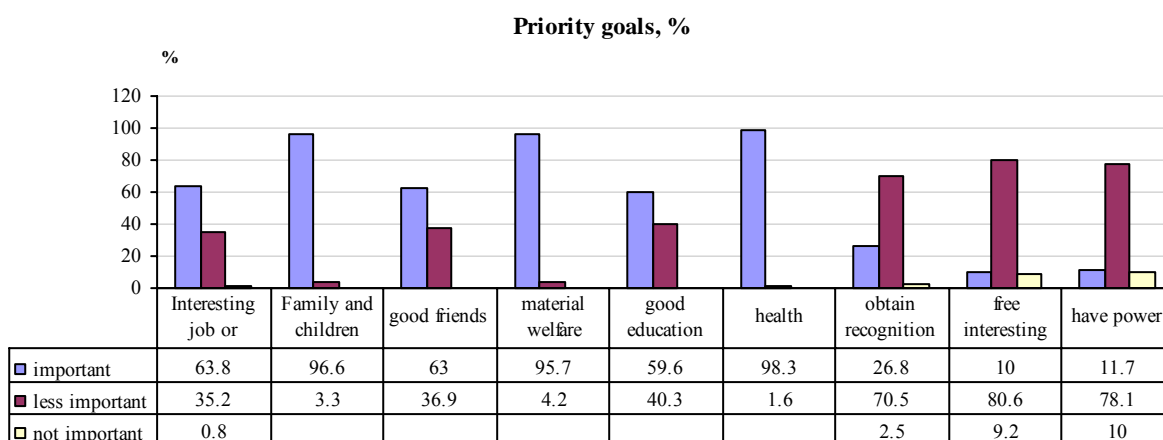


Figure 2.3.23 Priority goals

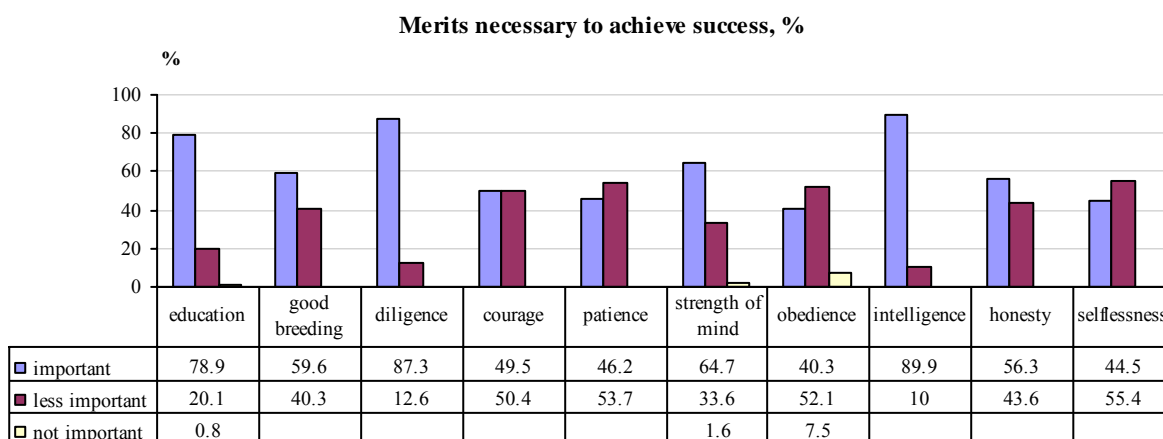


Figure 2.3.24 Personal features needed for achieving success

Water use

Not all rural residents in study regions faced water use problems equally. As was abovementioned, inhabitants of Korety and Saketzya villages do not irrigate their cropped areas. Therefore, they did not answer on questions related water use for irrigation. Garden plots in the Georgiztminda Village are irrigated using specially arranged streamlets, and fields are irrigated with water withdrawn from the irrigation canal.

Garden plots in the Abisi Village are irrigated with tap water in their yards, and fields are irrigated from the irrigation canal. Wheat that is mainly grown does not require irrigation in this region. However, string bean, potato, cabbage, corn, etc are grown for family needs along with wheat; and they need to be irrigated.

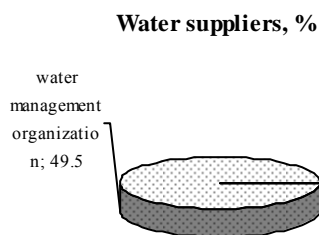


Fig. 2.3.25 Water supply organizations

there are seasonal limitations in water supply, and 44.5 percent of respondents consider that there are also hourly limitations in water supply; and only 5 percent of respondents assert that there are no problems with water supply. Regarding irrigation water, it is possible to assert that some villages do not face water deficit for irrigation and domestic uses. Although, there are some seasonal and hourly limitations in water supply, however, respondents consider that potable water (49.95%) and irrigation water (24.3%) quite accessible even in the summer period (Fig.2.3.27).

According to 28.5 percent of respondents, water conflicts among inhabitants take place in the summer period; and they are settled always peacefully. At present, this tradition is also maintained. The priorities are specified on the basis of mutual agreements, first of

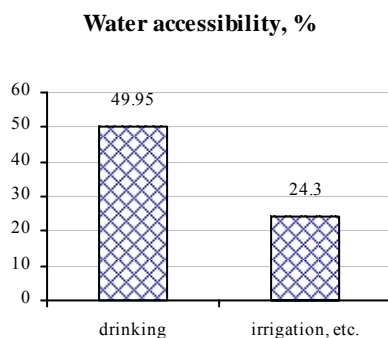


Fig. 2.3.27 Access to water, %

The water management organization renders services on domestic-potable water supply to the population, institutions, and organizations of districts where irrigation water is a main source of water supply (Fig. 2.3.25). The water management organization supplies water to almost 50 percent of inhabitants. The water supply regularity is directly related to the seasonality; for example, in the winter-autumn period, interruptions of power supply take place very often and result in standstill of pump units. As a whole, it is possible to assert that water supply is not always equal and regular (Fig 2.3.26). 48.7 percent of respondents consider that

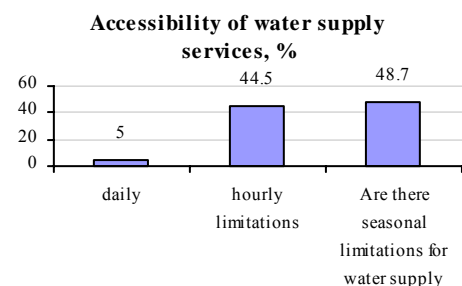


Fig. 2.3.26 Accessibility of water supply services, %

all, taking into consideration the needs and importance of water supply for specific uses. 21 percent of respondents consider that there are not causes for water conflicts (fields are not irrigated) (Fig. 2.3.28).

Most respondents (87%) consider that it is necessary to put the water-saving technologies into practice of household water supply and irrigation, however, nobody could answer what measures should be employed for proposed water saving.

By the example of water allocation, it is possible to show that a woman has the quite restricted access to the decision-making process (Fig. 2.3.29). She may distribute water in her own household, but not at the farm level. Since women are practically manage housekeeping in full, and consequently

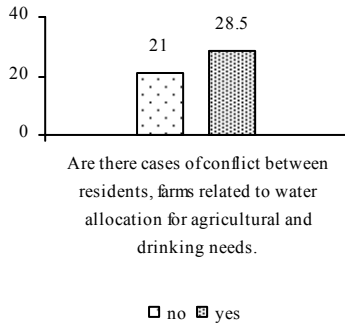


Fig. 2.3.28 Water distribution conflicts, %

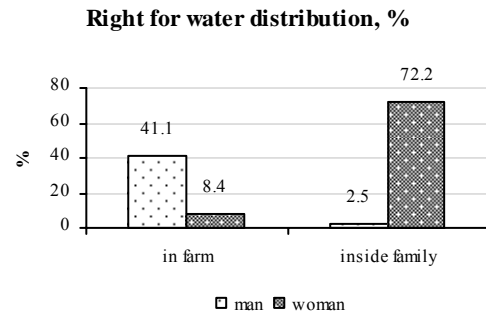


Fig. 2.3.29 Water allocation rights, %

water use in households is the priority of women. In addition, it may be mentioned that women have quite rough ideas concerning water supply issues outside their own households.

Household water use

According to data of this gender survey, only 4 percent of rural households have a tap water in their yards. (Fig. 2.3.30). Residents who do not have a water post in their yards take potable water from a

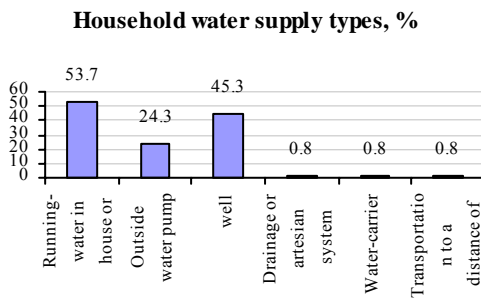


Fig. 2.3.30 Type of household water supply, %

water post in the neighborhood (24.3%), 45.3 percent from wells. Wells are mainly used due to failure of water supply (2 to 3 families have a common well). Figure 2.3.31 shows that men are mainly busy with domestic water supply (30.2%). Women and teenagers also participate in domestic water supply. Every day, they spend for water supply from 15 minutes to one hour.

Rural residents, who do not have a tap water in their yards, use traditional methods for water storage. Everyday, water is filled and stored in pitchers and pails.

A very important aspect is sanitary conditions for water supply; it seems that rural residents do not realize quite well the importance of water safety. Water that they use is not always safe for their health. However, most rural residents consider that it

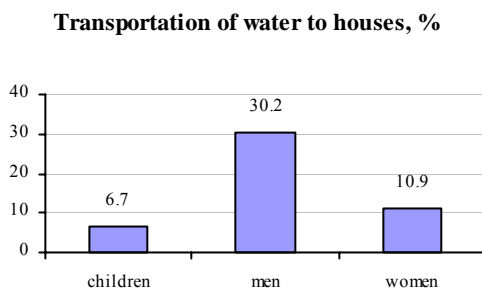


Fig. 2.3.31 Water delivery to households

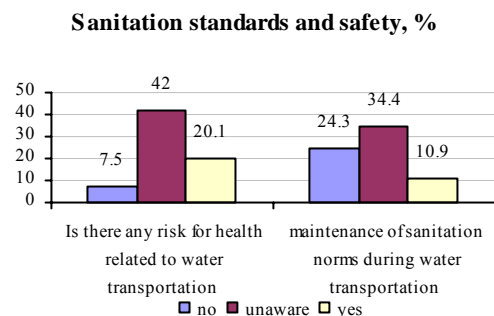


Fig. 2.3.32 Sanitary standards and water safety, %

is enough to boil water, and it will meet all water safety standards. As a result, Figure 2.3.32 shows that 42 percent of respondents do not know any answer to the question regarding the observance of sanitary standards, 25 percent of respondents consider that water quality does not meet these

standards, and only 20 percent of respondents consider that all is good. Therefore, there are some doubts regarding the respondents who neglect any risks.

Land use

Because rural residents are not land plots' owners, they have pure theoretical ideas about land rights (Fig. 2.3.33).

From 52.1 to 85.7 percent of respondents consider that only a man:

- allocates land plots for vegetable gardens;
- has access to agricultural machinery;
- has access to a market;
- has the priority in receiving credits;
- posses land and water rights;
- makes decisions in regard with a crop pattern in a farm; and
- has real access to a ready sale

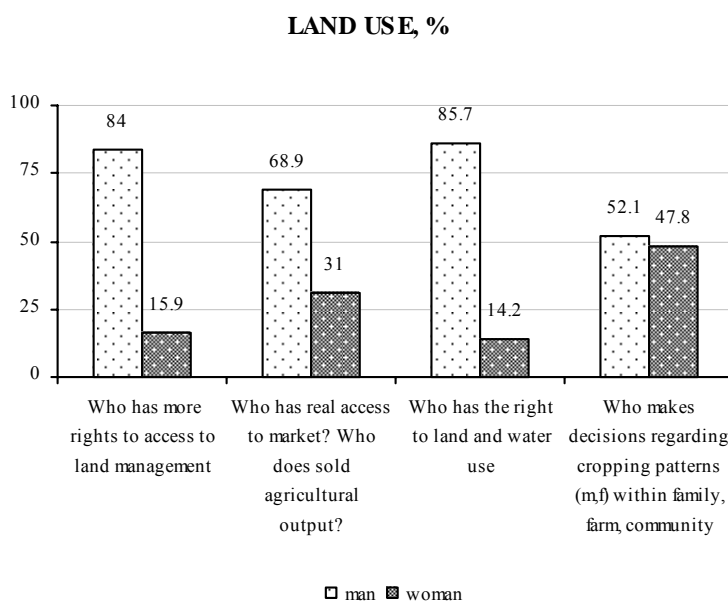


Fig. 2.3.33 Land use rights, %

The high percentage of women (47.8%), in respondents' opinion, may participate in decision-making concerning a crop pattern both at the household and farm levels. 31 percent of respondents consider that women have access to agricultural output sale. It seems they keep in mind the small-scale wholesale of output from their household plots.



2.4. Kazakhstan



General

Country:	Kazakhstan
Capital:	Astana
Area:	2,717,300 sq km
Population:	16,700,000 people
Official state language:	Kazakh
Religion:	Islam, Christianity
National currency:	tenge
Location:	the country in the center of Eurasia
Political system:	the republic including 14 provinces
Head of State:	the president
Legislature:	the Parliament comprises two chambers, the Senate and the Majlis
Executive authority:	the government headed by a prime minister
International organizations:	the Commonwealth of Independent States (CIS) (1991); the United Nations (UN); the Organization for Security and Cooperation in Europe (OSCE); and the Partnership for Peace program of the North Atlantic Treaty Organization (NATO),
Main industrial sectors:	mineral resource industry, ferrous and nonferrous metallurgy, coal-mining industry, chemical industry, light industry, food industry, machine-building industry, oil-refining industry, and construction material industry etc.
Main agricultural sectors:	grain farming, fruit growing, viticulture, melon growing, sheep breeding, cattle breeding, horse breeding, and pig-breeding etc.

POPULATION: 16,700,000 people including Kazakhs (42%), Russians (37%), Ukrainians (5%), Germans (5%), and many other nationalities.

GEOGRAPHY: the republic is situated in the center of Eurasia, to south of Ural Mountains; is surrounded by the Caspian Sea on south-west; is bordered by Russia, China, Kyrgyzstan, Uzbekistan, and Turkmenistan; the total area is 2,717,300 sq km.

CLIMATE: Climate is extremely continental. An average temperature in January varies from -18°C in the north to -3°C in the south, in July: +19°C (in the north) and +30°C (in the south). Precipitation is about 300 mm in the north, in deserts less than 100 mm, and up to 1600 mm in mountains.

LANGUAGE: The official state language is Kazakh, Russian is also in common practice.

RELIGION: Muslims amount to 47 percent, Orthodox Christians (44 percent), Protestants (2 percent), and representatives of other confessions (7 percent).

POLITICAL STATUS: The republican government. Head of State is the president. A head of the government is a prime minister. Legislature is the two-chamber parliament (the Senate and the Majlis).

Study areas

One province and one district were selected for this gender survey (Table 2.4.1).

Table 2.4.1 Surveyed districts

Province	District
Alma-Ata	Talgar

The Talgar District of Alma-Ata Province was established in 1969 and is located in the east from Alma-Ata City in foothills of the Zay Alatau Ridge. The district borders with Enbekshi-Kazakh District. Climate is extremely continental with hot summer and cold winter.

Topsoil is mainly represented deep-brown soils, which is replaced by grey soils in the southern portion of the district. Glacial-fed mountainous rivers are the following: Talgar, Besagash, Terenkara, Kutentay, Jalgami, and others. Water for irrigation of crops is supplied from 12 seasonal-regulated reservoirs, the BAC and the Talgar Main Canal.

The total area of the district is 464,551 hectares. The administrative center is Talgar Town, which was established in 1858. The town is connected with other cities and settlements by motor, railway, and air transport via Alma-Ata. The Alma-Ata State Reserve is located on the Talgar District's territory. There is the wide network of health and holiday centers in this region. The population is 163,000 people.

Industrial enterprises produce construction materials (crushed stone, sand, brick etc.) and manufactured goods such as printed output, package, detergents, ready-made garments, frameworks for nomad's tents etc., as well as mini-tractors and drugs are produced here. There are enterprises of food industry in the district.

The agricultural sector is presented by 2642 agricultural enterprises and complexes including 26,042 peasant farms, 3 joint-stock companies, and 21 co-operatives. There are 46,750 hectares of arable land in total, and the sown area is 44,196 hectares. There are 39 schools and 4 colleges in the district. 34 medical centers provide medical services for the population. There are sport halls and stadiums, three cultural centers, and two clubs.

Households and their owners

Seventy households with 653 residents were surveyed. Figure 2.4.1 shows the ratio of men and women who head households.

Ratio between men and women, %

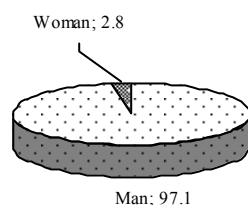


Figure 2.4.1 Proportion of men and women, %

General characteristics of households and their sizes

The rural type of households was selected to carry out this gender survey. Each family actually has its garden plot where they cultivate food crops and raise livestock. Fifty five percent of families have fields where they raise wheat and other various crops. Fields' sizes are different and range from 0.5 to 30 hectares. Figures 2.4.2 presents data (average data per one family in the district under consideration) on areas occupied by houses, garden plots, and fields. Figure 2.4.2 shows that, on average, a size of a yard including a house with adjoining sheds, cow-houses and other premises is 0.03 ha. This area is insufficient for raising a large quantity of cattle. An average area under a garden plot belonging to one family amounts to 0.07 ha. They cultivate vegetables on their garden

plot mainly for their own consumption. In the most cases, women and men are equally using their garden plots; moreover, traditionally men are engaged in land leveling, tillage, and irrigation, and women in planting and weeding. Usually, all members of the family participate in harvesting. Thus, all members of the family cultivate their garden plot, and the yield is mainly used for their own consumption. Women are generally engaged in fattening of cattle if this is not a specialized livestock farm.

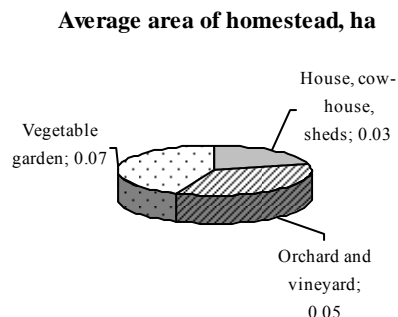


Fig. 2.4.2 Areas under houses and garden plots, ha

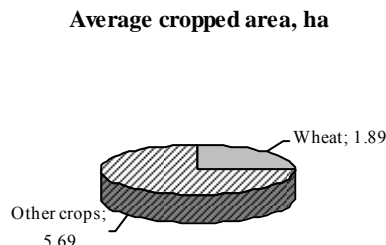


Fig. 2.4.3 Areas under crops, ha

In some cases, the family has cropland, which is a long-term tenement with the right of succession. Sometimes a few families establish co-operatives, and in this case, they are actual farmers because they become the legal entity, have a bank account and can take credits. Peasants raise wheat and other crops (sugar beet, potato, vegetables and melons, as well as fodder crops). Figure 2.4.3 shows that, on average, one family has about 7 hectares of cropland. At the same time, about 20 percent of all cropland are sown by wheat.

Vegetables and fruits grown on garden plots are quite diverse (Table 2.4.2) Most families (70%) raise cows in their households. 68.57 percent of families are busy with chicken farming, and 37.14 percent of families raise sheep (Table 2.4.3).

Table 2.4.2 Vegetables and fruits grown on garden plots

Vegetables and fruits	Vegetables and fruits
Tomato	Tomato
Potato	Potato
Onion	Onion
Apricot	Apricot
Grape	Grape
Corn	Corn
Wheat	Wheat
Others	Others

Table 2.4.3 Livestock and poultry raised in households

Livestock and poultry	Livestock and poultry
Cows	Cows
Sheep	Sheep
Hens	Hens
Geese	Geese
Ducks	Ducks
Turkey cocks	Turkey cocks
Others	Others

Composition of a rural family

As a rule, the Kazakh rural family is numerous. An average size of the family amounts to six people (8.5 percent of families consist of 3 to 4 persons and 34 percent of families consist of 7 to 10 persons). Usually, the family consists of two spouses and children, whose number ranges from two to five people. Sometimes, aged parents live together with them. Table 2.4.4 shows an average composition indicator of one average rural family (Column 2) and the percentage of its members (Column 3), if the total number of members living in a household is taken as 100 percent.

Table 2.4.4 Composition of an average rural family

Family's members	Number	%
1	2	3
Husband	0.99	16.75
Wife	1.00	16.99
Children below 7 years old	0.26	4.37
Children of 7 to 14 years old	0.91	15.53
Children of 14 to 18 years old	1.30	22.09
Children over 18 years old	0.71	12.14
Old members of the family	0.59	9.95
Others	0.13	2.18

Birth rate

The analysis of rural families' composition (Fig. 2.4.4) shows that the birth rate curve steeply descends after 1991. A birth rate has dropped more than four times, in comparing with the period at the beginning of the 1990s. It is necessary to note that prior to the beginning of the 1990s the birth rate was raising but later the situation has drastically changed.

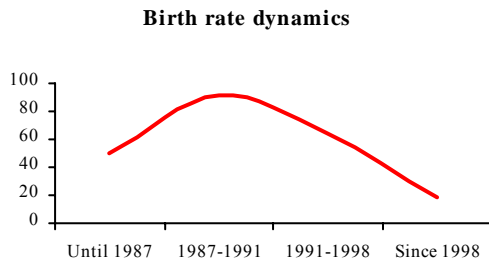


Figure 2.4.4 Birth rate dynamics

Kazakhstan is not exclusion from the trend prevalent over the entire post-Soviet territory related to decline in a birth rate last years. A way of life and traditions formed in the republic during many years predetermine the presence of many children in families. For a long time, Kazakhs had a nomad's life moving over wide steeps of Kazakhstan. Under living in remote places from settlements without some medical care, their children born in such conditions were deprived of timely vaccination and other medical aid, and some of them did not reach the adult age. Therefore, in the past, families had to have many children since they kept in mind that not all children would survive. Of course, this is not the only reason for the possession of many children in oriental families. There are many causes, but now we do not review all of them. In spite of many changes in life conditions of Kazakh rural inhabitants, the deep-rooted opinion regarding an amount of children exists until now. Most respondents consider that an ordinary family should have, on average, 3 to 4 children (the opinion of 47.8 percent of men and 44.2 percent of women) or 4 to 5 children (the opinion presented by 23.1 percent of men and 22.9 percent of women) (see Figure 2.4.5).

Optimal number of children in family, %

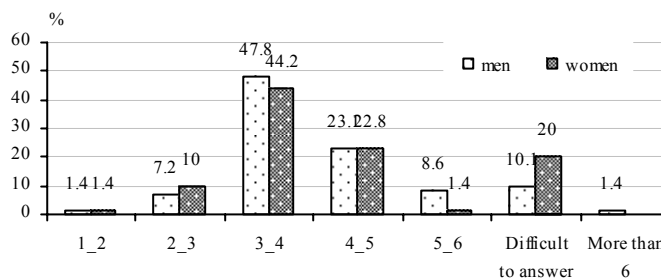


Figure 2.4.5 The optimal number of children in the family

This diagram shows that opinions of men and women regarding an amount of children are approximately identically distributed. However, due to a different age pattern (an average age of

men is more than 40 years and of women less than 35 years) their opinions are disagreed. As a rule, these are organized families with many children. Therefore, owing to their age, most men (77.1%) gave the negative answer to a question: «Do you want to have any more children?» (Figure 2.4.6). At the same time, 55 percent of women answered that they are ready to become a mother once more.

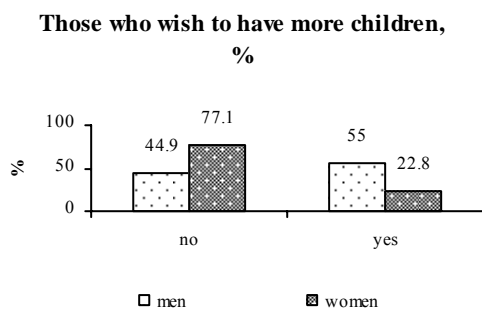


Figure 2.4.6 People who wish to have some more children

Marriage age (nobility)

Figure 2.4.7 shows that the picture of marriage of rural residents is rather non-traditional. The settled way of life, the higher level of education, and many other factors have exerted influence upon the behavior and the way of life of modern rural inhabitants. Early marriages remained in the past. Most women get married at the age of 20 to 25 (40% and 51.4% respectively). At the same time, men create their families mainly at the age of 20 to 30 (40% and 46.3% correspondingly). Actually, men and women create their families at the age when they, physically and morally, are ready to create the family and to have children. By the time of marriage, they acquire a profession and are able to endow their families. According to respondents, there are mainly love-matches; however, opinions of parents and older members of the family are taken into consideration. Nevertheless, young people themselves make final decision.

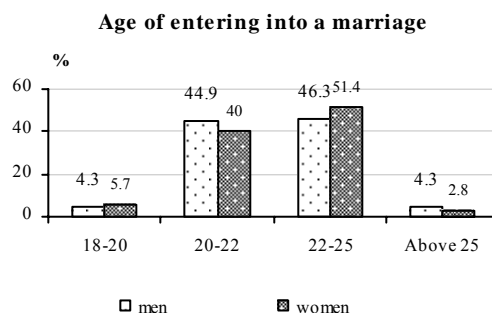


Figure 2.4.7 Marriage age

Economic aspects

Forming the rural family's budget

According to collected data, main sources of households' income (Figure 2.4.8) are the following:

- personal garden plots;
- labor at a permanent place of employment or temporary work for a wage, by one or all capable members of the family;
- state funds allocated to specific social groups of the population in the form of pensions, benefits, grants etc.; and
- secondary employment;

Other sources of income do not play an essential role in the family budget. Main sources of income of rural residents in surveyed villages in Kazakhstan are the following: income generated on personal garden plots (50.2%) and wage works (32.9%). In this case, income generated on personal garden plots implies money resulting from sale of produce grown on fields rented for a long-term period. 49.28 percent of men and 37.14 percent of women consider that these earnings are the basis of their budget. It is necessary to note that practically all men are farmers, and women are mainly

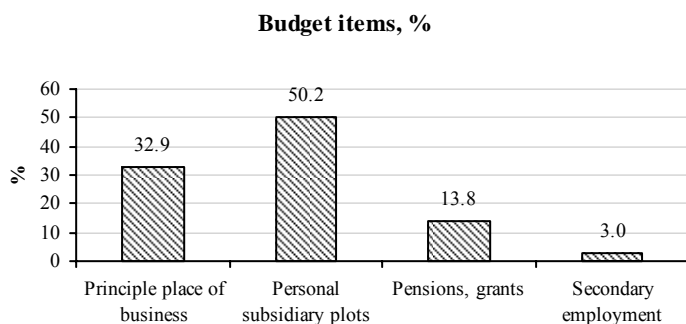


Figure 2.4.8 Forming the budget items

workers hired by farmers, or they work on the farms of their husbands. Income received from permanent jobs is wages from state institutions and organizations. 46.38 percent of men and 28.57 percent of women have such earnings, which are relatively stable. Women work in schools, kindergartens, hospitals, and companies in the food and pharmaceutical industry, etc. Men work in factories that manufacture construction materials, as well as drivers etc. However, most of the so-called farmers are not really farmers

because they do not have the status of a legal entity and a bank account for commercial activity. Only five percent of respondents have established co-operatives and have the status of farmer as stated by the law. The rest of the population, approximately 4 percent of men and 34 percent of women combine a part-time paid job with agricultural activity.

Input of pensioners and members of the family those receive state benefits into the family budget amounts to 13.8 percent. It should be noted that this income is exclusively based on payments to retired people, disabled people, and children up to the age of 18 in the form of state pensions and benefits. Income related to secondary employment amounts to 3 percent. However, it should be mentioned that only 5 percent of men and 0.3 percent of women have secondary employment.

Input of women into the family budget (Fig. 2.4.9) is less than that of men by 1.8 times, in spite of the fact that women are more engaged in housekeeping, and this workload is very heavy, but is difficult to measure in money terms. The greatest share of women's income (13.6%) is generated from work in the fields (Figure 2.4.10); their labor in full-time jobs generates only 8.7 percent of income.

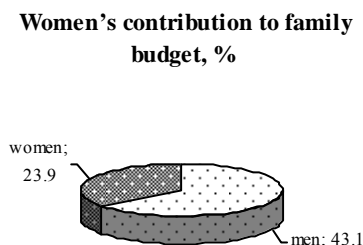


Fig. 2.4.9 Input of men and women into the budget

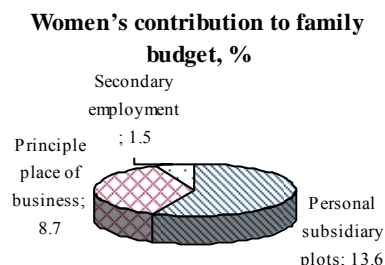


Fig. 2.4.10 Components of women incomes

Income per capita can be used as an indicator of the standard of living. It amounts to US\$ **54.8** per month in Kazakhstan. Only **3** percent of respondents gave a positive answer to the question: «Does current family income satisfy you?» It must be said that income per capita in Kazakhstan is variable. It depends on annual yields, market prices etc. 2005, when this survey was carried out, was considered by rural inhabitants as an unsuccessful one with respect to agricultural output and hence earnings.

Expenses of rural families

Earned income in rural families (Fig. 2.4.11), first of all, is distributed between the needs of the family itself and the production costs. The production costs include expenses for developing garden plots, purchase of seeds, household implements, and young cattle for fattening, as well as expenses for soil treatment and crop growing. Figure 2.4.12 shows that the production costs amount to 27.9 percent of income.

In their turn, funds allocated for the needs of the family are used for financing a number of items necessary for supporting the family's life (Figure 2.4.12) that consist of the following:

- foodstuff;
- non-food items;
- household needs;
- medicines and medical services;
- public utilities services;
- education; and
- other expenses.

Distribution of income in families, % as

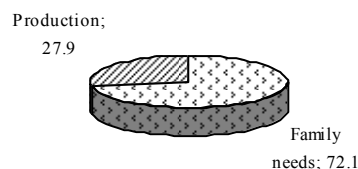


Fig 2.4.11 Family income distribution

Expenditures structure in average dehqan family, %

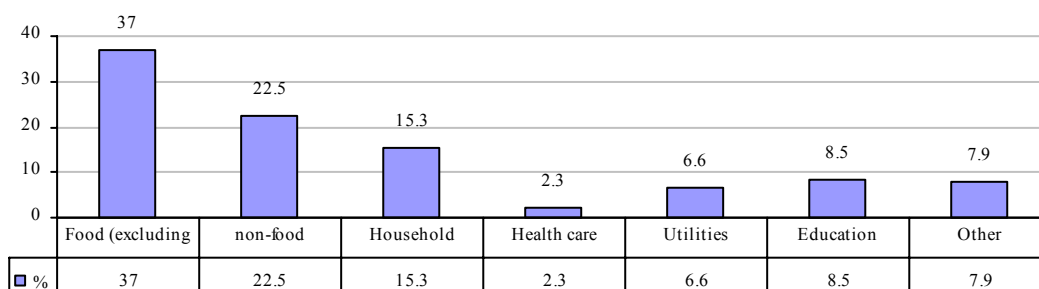


Fig 2.4.12 Income distribution in the rural family

Expenses for foodstuff are a very important indication of family's welfare. If these expenses exceed 20 percent of income then the income cannot be considered as sufficient. In our case, expenses for foodstuff, on average, make up 37 percent of income. However, it is necessary to note that the difference in expenses for food within the republic is considerable (from 15% to 60%) The proportion of families whose expenditures for food not exceed 15 to 20 percent is negligible, only 2.6 percent of all surveyed families. Expenses for medicines and medical services (2.3%) are also extremely small. Taking into consideration our attention to gender aspects, expenses of men and women for their own personal needs (for example, expenses for hygienic materials etc.) are of interest.

Expenditures for personal needs, \$ US

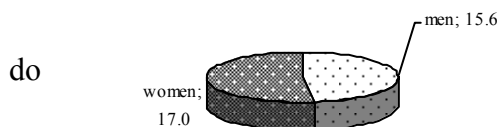


Figure 2.4.13 Expenses for personal needs

Men and women cannot satisfy their personal needs in full; however, in Kazakhstan these figures are relatively high and amount to US\$ 15.6 for men and US\$ 17 for women, on average (Fig. 2.4.13).

Foodstuff consumption

Nutrition is the process of entry and assimilation by the human body of nutrients necessary for replenishing energy consumption, building up and recovering tissues. Nutrition, as an important component of metabolism, provides links between the human body and the environment. Correct nutrition affects a human being's health, his ability to work, and life span. There is a concept of rational nutrition, and its disturbance can result in different diseases.

The amount of foodstuff consumed is quite different not only between families but also between regions. Regional differences are caused by the location of residence and national, religious, and other traditions. A specific diet (quantity and quality of different foodstuff) of each family depends on the financial status of the family, tastes and the level of health of its members, as well as the age structure. However, there are so-called medical rates of food consumption, and their infringement results in abnormalities in development and vital functions of a human being. One should not associate these medical rates with a basket of goods, which directly depends on the economic status of the region as a whole. These medical rates can be considered as the standard for the balanced nutrition. A specific amount and combination of proteins, fats, carbohydrates, minerals, and vitamins provide calories to a human being's organism, ensuring his mental and physical abilities.

The following situation was revealed in the process of analyzing foodstuff consumption in an average rural family in Kazakhstan (Fig. 2.4.14).

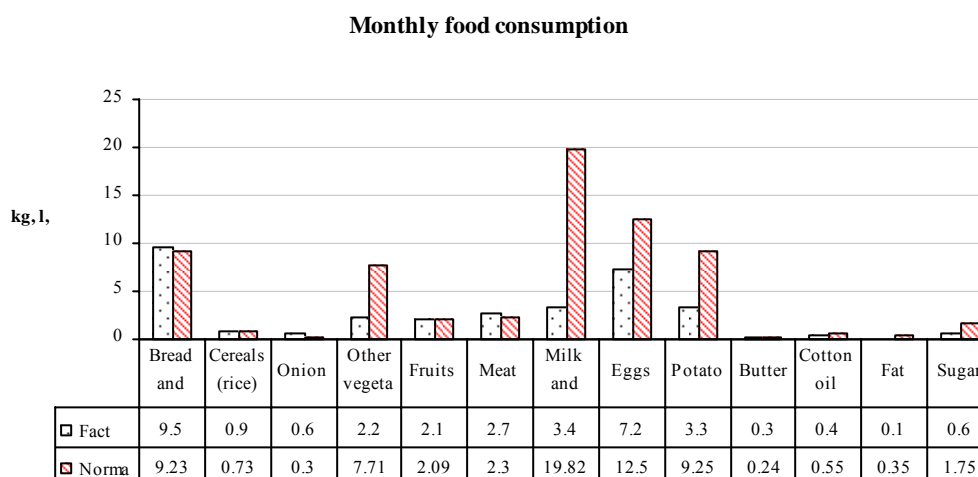


Figure 2.4.14 Monthly foodstuff consumption by one person

Nutrition in an average rural family in the surveyed districts of Kazakhstan is rather peculiar. Kazakhs are always considered as cattle-breeders, and therefore meat consumption slightly exceeds the nutrition norms in their diet (actual consumption makes up 2.7 kg/month against 2.3 kg/month according to the norms), but consumption of other food containing proteins, such as dairy products, eggs etc. is considerably less than rates. Carbohydrates are mainly consumed in the form of bread and bakery items, and consumption of sugar and vegetables is less than biological rates. Consumption of fruits is at an acceptable level. Such nutrition cannot be considered as a completely balanced diet.

Gender status in a family

As has been shown in this survey, opinions on woman's status are practically divided in half. Approximately in half of Kazakh men and women define the role of women as "subordinated

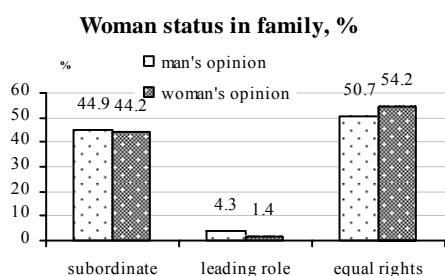


Fig. 2.4.15 Status of a woman in a family

persons”, and half consider the position of a woman as equal to a man (Figure 2.4.15). 50.7 percent of men and 54.2 percent of women admitted equality of women.

An indicator of actual equality in rights of women within families can be the right to manage the family budget according to her discretion i.e. to have access to financial resources, and to make decisions. A woman can possess this right if she has economic independence from her husband or other members of her family. As mentioned above, the income of women is two times less than the income of men. However, only 2.8 percent of respondents (men and women) consider that women have the right to manage the family budget; 49.2 percent

of men and 37.1 percent of women consider that only men can do it. 47.8 percent of men and 47.1 percent of women think that all decisions regarding expenses should be jointly made (Figure 2.4.16).

The right to participate in decision-making regarding a purchase is the important indicator of the status of women in the family. In this case, purchasing of goods and services (regardless their costs) for family’s needs is kept in mind. The overwhelming majority of men (65.2%) and women

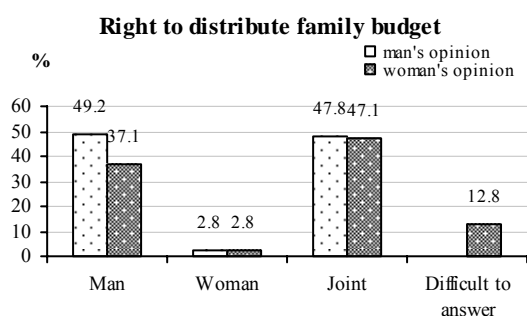


Figure 2.4.16 The right to plan the family budget

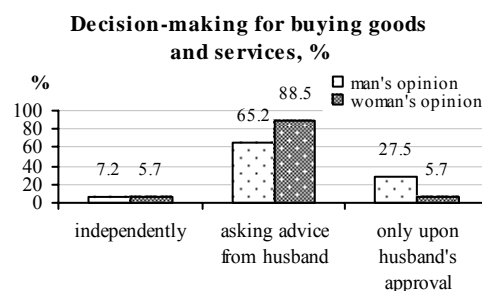


Figure 2.4.17 Decision-making regarding a purchase

(88.5%) answered that women ask advice of their husbands before making any purchase (Figure 2.4.17). 27 percent of men consider that women can make a purchase only after receiving the permission of their husbands. In these cases, self-dependence of women is not permissible.

Labor and employment

Employment of rural men and women

Findings of the gender survey show that in a rural family, both spouses are both actual and necessary “bread-winners.” It allows speaking about the almost equal responsibilities of men and women for welfare of their families. The analysis performed enables us to draw a conclusion that women are working in the public sector, in farms, and on personal garden plots, and, at the same time, they are busy in all housekeeping work and duties such as cooking, laundering, cleaning, and care for children and aged people. However, the time deficit limits the women’s potential to participate in public production in full measure. A woman, who is engaged in managing her personal garden plot under conditions of lack of specific machinery and sufficient funding and in housekeeping, which cannot be evaluated in money terms, apparently has income in cash equivalent less than a man. Growing and sale of agricultural product on garden plots generate extremely low income. Thus, one can say that rural women are mostly engaged in producing non-market output. As a rule, if women are working in the public sector, they work at low-paying jobs.

Time budget

We asked respondents to describe their daily routine in order to have more detailed information on the division of labor between men and women in the rural area regarding both income-generating activity and housekeeping. Figure 1 shows data averaged through the week (also see Annex 4).

The key matter of the gender problem is rural employment (both men and women). As has been mentioned, the main source of rural families' income in surveyed districts of Kazakhstan (50.2%) is farming on the rented land plots. As was identified, income of women is about half the income of men. However, if we take into consideration that a woman carries out actually all housekeeping works and duties including cooking, laundering, cleaning, and bringing up children, it become obvious that she is engaged considerably more than a man. In comparing with a man, a woman spends her time for housekeeping more than 2 times (Fig. 2.4.18). The diagram shows how much time per a week men and women are engaged in both socially useful works and housekeeping (Annex 4). In Table 2.1.5, we tried to show the time proportion in the workload on men and women in percent. "100 %" was taken as the value, designating the workload on women. Data of this table make it clear that men spend more time for a wage work (1.4 times) and working on their garden plots (only 1.1 times). Men are busy with visiting a market, watching TV, and fulfilling devotions 1.1 times more. Women spend for cooking, laundering, washing, and nursing, on average, more than 9 hours a week in contrast to men, who practically do not do these activities.

Based on above, it is possible to draw a conclusion that in the overwhelming majority of families, a woman carries out housekeeping duties. She makes her input in the form of manual labor for maintaining some comfort and cleanness in her house and cooking in spite of her work in the public sector and on her own garden plot. It is the fact that women practically do not have time for valuable leisure and entertainment. Therefore, Kazakh women gave a negative answer to a question concerning their wish to manage their households (70 percent of women gave a negative answer against 30 percent of women who gave a positive answer) (Fig. 2.4.19).

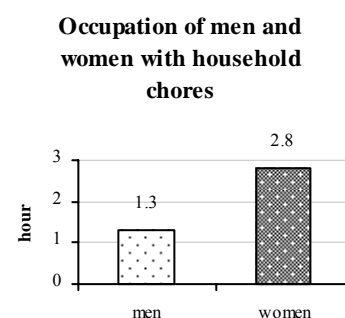


Fig. 2.4.18 Housekeeping input of men and women

Table 2.4.5 Weekly workload on men and women

Item	Women	Men	%
Wage work	10.27	14.03	1.4
Cooking	4.85		4.9
Cleaning a house and a courtyard, household works	2.49	3.99	1.6
Baby-minding	6.44	1.48	4.4
Laundering and washing up	4.3		4.3
Care of sick and aged people	0.2		
Visit of a market, purchasing	1.73	1.88	1.1
Work at a garden plot (cultivating a vegetable garden, harvesting forage etc.)	16.86	18.41	1.1
Domestic needs (supplying water, fuel etc.)	0.12	1.88	15.7
Communication with neighbors, paying a visit	1.42	1.46	
Receiving guests, relatives, and friends	1.43	1.44	
Devotions	0.31	0.35	1.1
Personal time	1.06	0.86	1.2
Watching TV, reading, hobby	4.73	5.29	1.1
Fulfilling social duties	1.2	2.75	2.3
Meal and sleep	44.04	46.19	1.05

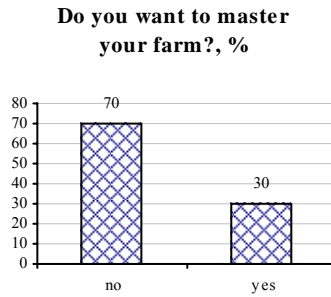


Fig. 2.4.19 Women who wish to manage their households

Education and cultural aspects

This survey has shown that the level of education of rural inhabitants is relatively high (Fig. 2.4.20). Almost a half of all men living in the region under consideration (46.3%) have special secondary education. 35.7 percent of women also have special secondary education. 28.9 percent of men and 21.4 percent of women graduated from different universities. However, this is not always agricultural education. Therefore, their education is enough for managing their personal garden plots but in order to establish and to manage a real private farm, rural residents should gain additional knowledge in the agricultural practice for successful farming management.

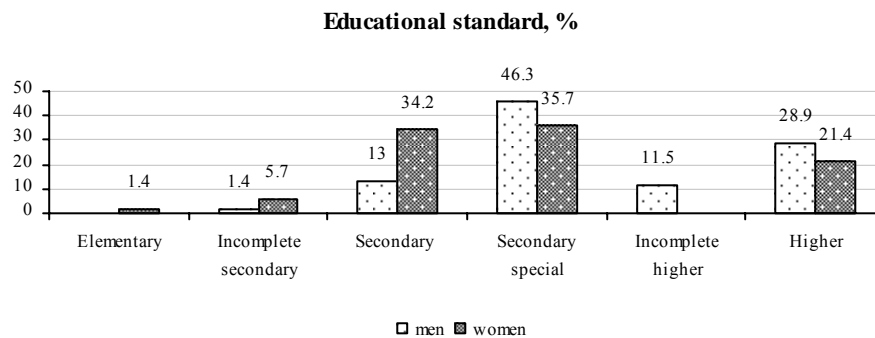


Figure 2.4.20 Educational qualification

Nevertheless, their potential abilities are rather high; however, the existing conditions do not allow putting their professional skill in practice in full measure and some of them are obliged to learn again in order to gain such a profession, which is called for at present. However, taking into consideration that the economy of this country is on the rise as a whole, and there are positive shifts in the agricultural sector too including development of market relations, there is the hope that in the future, the number of farms will increase and farmer's associations will be established. All activities will be built up on the scientific basis. As a result, well-educated people will be called for, and everyone will be able to find adequate application of his knowledge. 34.2 percent of women have secondary education i.e. they left a secondary school. As a rule, men and women leave a primary school in their villages. Persons wishing to continue their training should go to cities or regional administrative centers.

Leisure and entertainment of rural inhabitants is rather monotonous (Figure 2.4.21). Due to the lack of functioning cultural institutions (cultural centers, clubs, cinema theatres etc.) most respondents have quite limited possibilities for valuable leisure. Almost one hundred percent of inhabitants prefer watching TV and meetings with friends as entertainment. Young people prefer mainly to visit clubhouses; at the same time, older people prefer to read newspapers.

Leisure patterns of rural people, %

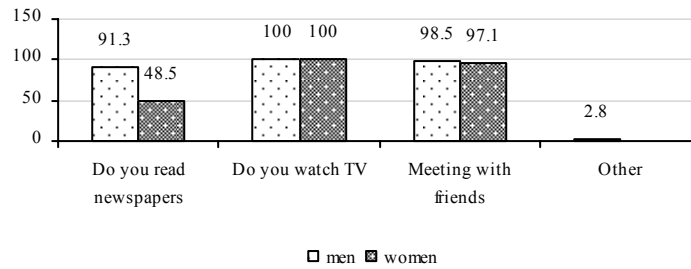


Figure 2.4.21 Kinds of rural inhabitants' leisure

Medical care

Rural residents do not generally have the specialized medical aid posts in their residential area and, therefore, they have to go to a polyclinic or a hospital in the regional administrative center to receive qualified medical services. Data of the gender survey shows that only 2.8 percent of women and 4.3 percent of men prefer to visit private clinics for medical aid (Fig. 2.4.22). 68.5 percent of women and 84 percent of men found difficulty in answering given questions. Such results confirm that medical care in Kazakhstan is unsatisfactory.

Health care quality, %

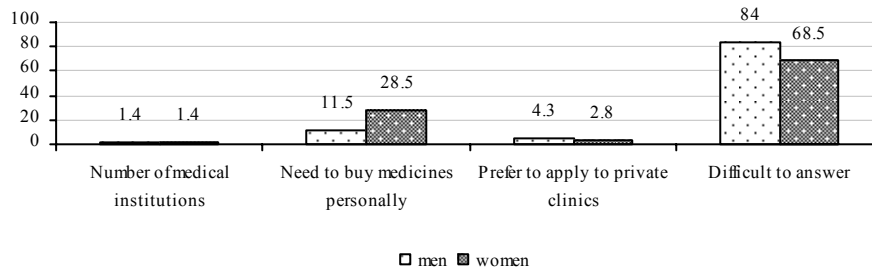


Figure 2.4.22 The extent of satisfaction by medical care quality

Priority goals and personal features necessary for achieving success

Female respondents were asked to answer the following question: what goals do they have in their life? What does each woman aspire to in order to make sense of her life, to gain satisfaction, and to feel needed by her family and other people? Data of the gender survey shows that family's happiness and welfare are the leading goal for rural women, and active participation in the social life is the secondary aspect of their life (Fig. 2.4.23).

Priority goals, %

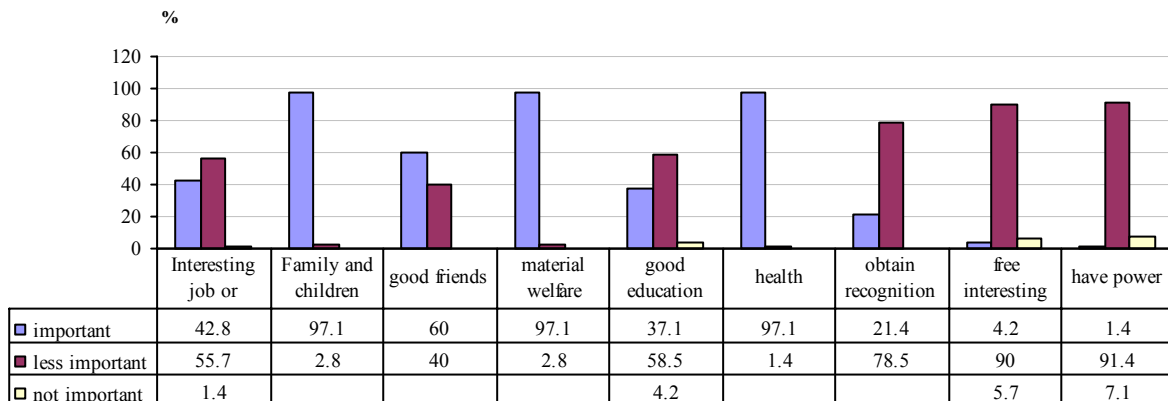


Figure 2.4.23 Priority goals

Women specified intellect, diligence, to be well-bred, honesty, adherence to principle, and education as chief personal features necessary for achieving success. They consider such features as strength of character, perseverance, selflessness i.e. those features that promote to be an active member of society as secondary features (Fig 2.4.24).

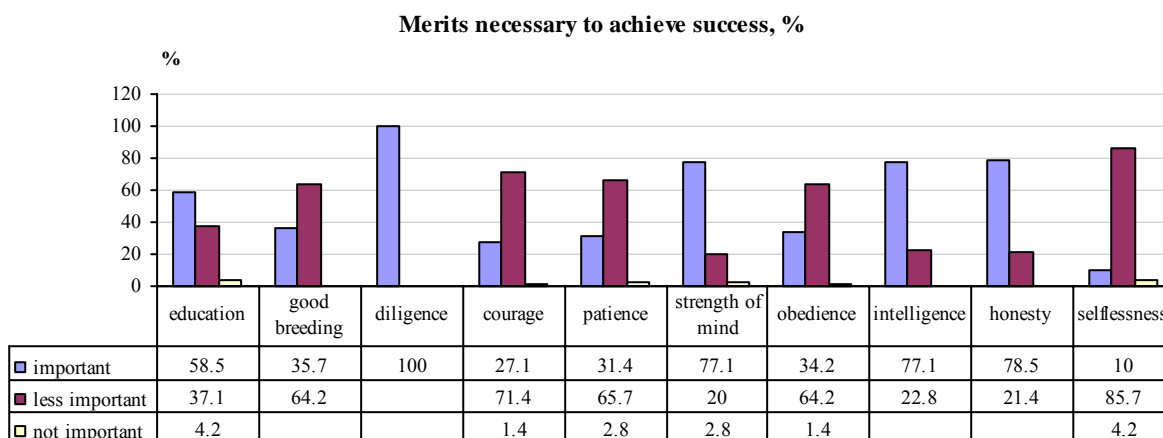


Figure 2.4.24 Personal features needed for achieving success

Water use

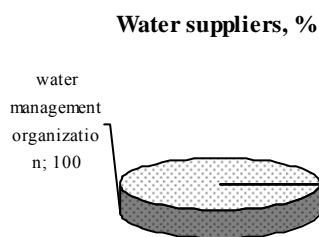


Fig. 2.4.25 Water supply organizations

The water management organization renders one hundred percent of services on domestic-potable water supply to the population, institutions, and organizations of districts where irrigation water is a main source of water supply (Fig. 2.4.25). Not all rural residents in study regions faced water use problems equally. The level of water supply is directly related to the seasonality, for example, there are irregularities of water supply in the spring-summer period. As a whole, it is possible to assert that water supply is not always equal and regular (Fig 2.4.26).

The overwhelming majority of respondents (98.5%) consider that there are seasonal limitations in water supply, and 61.4 percent of respondents consider that there are also hourly limitations in water supply; and 27.1 percent of respondents assert that there are no problems with water supply.

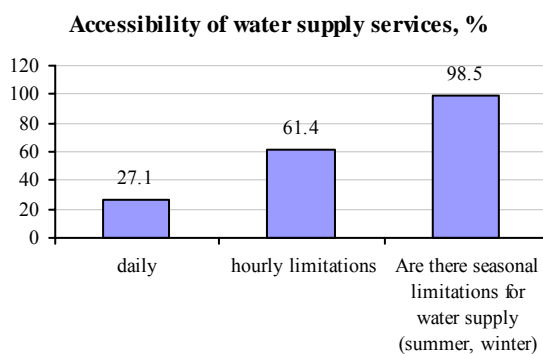


Fig. 2.4.26 Accessibility of water supply services, %

Only a few households have full access to the water-pipe systems. Regarding irrigation water, it is possible to assert that some villages do not face water deficit for irrigation and domestic uses.

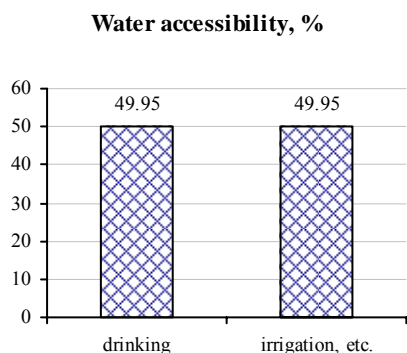


Fig. 2.4.27 Access to water, %

Although there are some seasonal and hourly limitations in water supply, however, a half of all respondents consider that potable water (49.95%) and irrigation water (49.95%) are quite accessible even in the summer period (Figure 2.4.27).

According to 54.2 percent of respondents, water conflicts among inhabitants take place in the summer period, and they are settled not always peacefully. To settle disputes sometimes interference of the local government or aksakals (elders) living in that locality is necessary. The priorities are specified on the basis of mutual agreements, first of all, taking into consideration the needs and importance of water supply for specific uses. 45.7 percent of respondents consider that there are not causes for water conflicts (Fig. 2.4.28). Most respondents (80 %) consider that it is necessary to put water-

saving technologies into practice for household water supply and irrigation. Only one third of respondents could answer what measures should be employed for proposed water saving.

By the example of water allocation, it is possible to show that women have quite limited access to the decision-making process (Fig. 2.4.29). They can distribute water in their own household (91.4%) but not at the farm level. Since they completely manage housekeeping, water use in households is the priority of women. It may be mentioned that women have possibilities to distribute water at the farm level only in 21.4 percent of cases. Water charging was introduced in this country; at the same time, the fee is too low, and, therefore, rural inhabitants do not have problems to pay for water services.

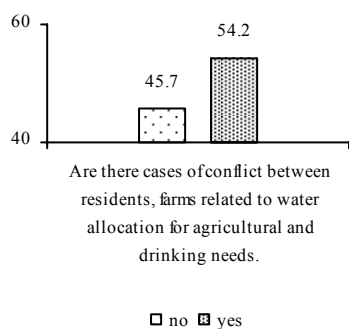


Fig. 2.4.28 Water distribution conflicts, %

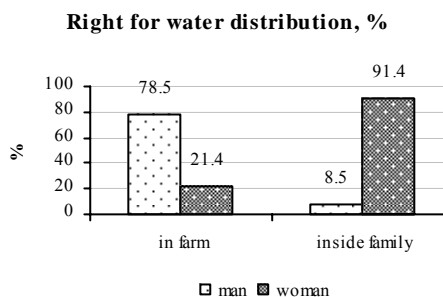


Fig. 2.4.29 Water allocation rights, %

Household water use

According to data of the gender survey, only 14.2 percent of rural households have a water-tap in their yards (Figure 2.4.30). The overwhelming majority of respondents who do not have a water post in their yards take potable water from a water post in the neighborhood (82.8%), 5.7 percent of respondents take water from the irrigation network. Figure 2.4.31 shows that teenagers are mainly busy with domestic water supply (82.8%). Men (15.7%) also participate in domestic water supply. They spend for water supply from 15 minutes to one hour every day.

Inhabitants, who do not have tap water in yards, use approximately the same option for water storing. Everyday, water is filled and stored in big metal flasks or in other adequate tanks.

A very important aspect is sanitary conditions for water supply, and water quality and safety, which residents do not adequately realize. Water that they use and the way of its delivery to households are not always secure for their health. The places of water withdrawal are not always equipped with proper and safe facilities. Water is delivered using bicycles and specially equipped handcarts. Most rural residents consider that it is enough to boil water, and it will meet all water safety standards. Figure 2.4.32 shows that answering the question concerning observance of sanitary standards, 64.2 percent of respondents consider that water completely meets the sanitary standards, and there is not any risk to use this water. In contrast, 32.8 percent of respondents consider that water does not meet the sanitary standards. 64.2 percent of respondents consider that the way of water delivery does not cause any risk for their health.

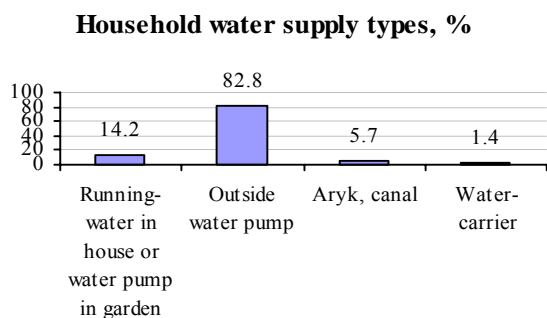


Fig. 2.4.30 Type of household water supply, %

consider that water does not meet the sanitary standards. 64.2 percent of respondents consider that the way of water delivery does not cause any risk for their health.

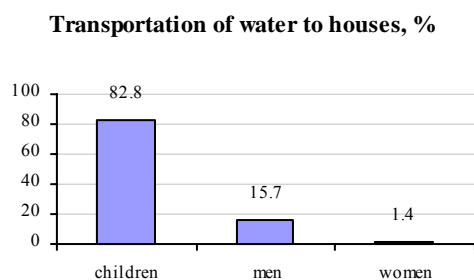


Fig. 2.4.31 Water delivery to households



Fig. 2.4.32 Sanitary standards and water safety, %

2.1.6 Land use

Because rural residents are land plots' owners in a practical manner, they have quite certain ideas about priority rights regarding land ownership (Fig. 2.4.33).

From 51 to 94.2 percent of respondents consider that only a man:

- allocates land plots for vegetable gardens;
- has access to agricultural machinery;
- has access to a market;
- has the priority in receiving credits;
- posses land and water use rights;
- makes decisions in regard with a crop pattern in a farm; and
- has real access to a ready sale.

In respondents' opinion, about 48.5 percent of women may have access to the agricultural market. It seems they keep in mind the small-scale wholesaling of vegetables and fruits from their household plots. 25.7 percent of respondents consider that women may make decisions concerning a crop pattern both in their households and in co-operative farms.

LAND USE, %

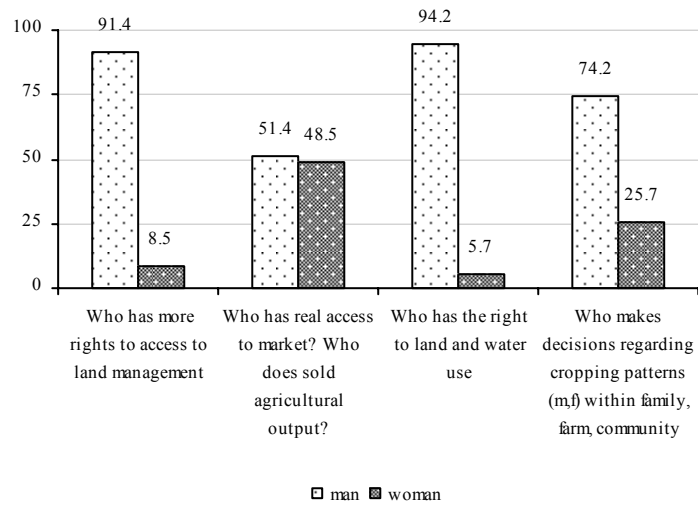


Fig. 2.4.33 Land use rights, %



2.5. Kyrgyzstan

General

Country: Kyrgyz Republic

Capital: Bishkek

Area: 198,500 sq km

Population: 4,400,000 people

Official state language: Kyrgyz and Russian

Religion: Islam, Christianity

National currency: Kyrgyz Som

Location: the republic in the northern-eastern part of Central Asia

Political system: the republic composed of seven provinces

Head of State: the President

Legislature: the Parliament

Executive authority: the government headed by the prime minister.

International organizations: the Commonwealth of Independent States (1991); the United Nations (1992); the Organization for Security and Cooperation in Europe (OSCE) (1992); the Partnership for Peace program of the North Atlantic Treaty Organization (NATO) (1994); the Economic Cooperation Organization (ECO) (1992)

Main industrial sectors: machine-building industry, nonferrous metallurgy, light industry, food industry, coal mining, oil and gas extraction, and construction material industry.

Main agricultural sectors: sheep breeding, cattle breeding, horse breeding, grain farming, vegetable production, fruit growing, and viticulture.

According to the administrative-territorial system, the Kyrgyz Republic consists of seven provinces. Each province includes districts (40 districts in total), cities, urban-type communities, and rural administrative units, which, in their turn, aggregate rural settlements.

The country is almost completely mountainous. More than half of Kyrgyzstan lies at an elevation higher than 2,500 m, and only about one-eighth of the country lies lower than 1,500 m. Victory Peak (known as Pik Pobedy in Russian and Jenish Chokosu in Kyrgyz) is the highest peak in the Tian Shan system at an elevation of 7,439 m. The largest rivers are the following: the Naryn River, the Chu River, and the Chatkal River. The largest lakes are the following: Issyk-Kul, Son-Kul, and Chatyr-Kul.

The Kyrgyz Republic is bordered on the north by Kazakhstan, on the east by China, on the south by China and Tajikistan, and on the west by Uzbekistan

Naryn Province is located in the southeastern part of Kyrgyz Republic in the mountainous region of the Tian Shan system at elevations of 2,000 to 6,000 m above sea level. Its territory amounts to

45,200 sq km and is bordered on the north and east by Issyk-Kul Province, on the west by Jalalabad Province, on the southwest by Osh Province, and on the south by the Chinese People's Republic. Naryn Province consists of five administrative-territorial districts: Aktalyn, Atbashin, Jumgal, Kochkor, and Naryn.

Atbashin District is located in the southeastern part of Kyrgyzstan. This district was established in 1930. The total area is 18,989 sq km. The administrative center is Atbashi City. Its territory is completely surrounded by mountains. This district has dry continental climate. The territory of this district belongs completely to the zone of risky-farming; and, therefore, cattle breeding dominate in the agricultural sector.

More than 300 rivers form water resources of Atbashin District, including the largest of them: At-Bashy, Aksay, Kara-Koyun, and Arpa.

Study areas

One province, one district, and five farms were selected for this gender survey (Table 2.5.1).

Cattle breeding and partly farming provide the basis for economy in the district. The largest national cattle market is in this district. In addition, the only brickyard is in operation here. From year to year, the agricultural sector is developing due to livestock's growth. The natural conditions are favorable for development of cattle-breeding farms. District's residents are traditionally engaged in cattle breeding, although during recent years, they started to cultivate potato, carrot, and cabbage, and they are busy in poultry

farming as well.

Households and their owners

109 households with 653 residents were surveyed. Figure 2.1.1 shows a ratio of men and women who head households. In 95.4 percent of cases, men are the legal owners of households, and such a picture is observed all over the country. If there is not a husband or male child of the full legal age in the family, only in this case, a woman can be recognized as an owner of her household. An average age of men and women in surveyed households is 45 and 48 correspondingly.

Ratio between men and women, %

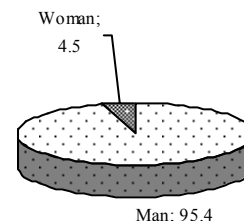


Figure 2.5.1 Proportion of men and women, %

General characteristics of households and their sizes

The rural type of households was selected to carry out this gender survey. Each family actually has its garden plot where they cultivate food crops and raise livestock. One hundred percent of families have fields where they raise wheat and other various crops. Fields' sizes are different and vary from 1.5 to 60 hectares.

Figures 2.5.2 presents data (average data per one family in the district under consideration) on areas occupied by houses, garden plots, and fields. Figure 2.5.2 shows that, on average, a size of a yard including a house with adjoining sheds, cow-houses and other premises is 0.14 ha. This area is sufficient to raise ample quantity of cattle. An average area under a garden plot belonging to one family amounts to 0.28 ha. They cultivate vegetables on their garden plot mainly for their own consumption. Some families also have orchards, an average area of which equals to 0.01 ha. In most cases, women and men are equally using their garden plots. Moreover, women and men are equally engaged in fattening of cattle if this is not a specialized livestock farm.

In some cases, the family has cropland, which is a long-term tenement with the right of succession. Farmers who raise cattle, started to use services of veterinarians and the technical extensions. In addition, they have possibilities to use micro crediting. The above-listed services facilitate to

Average area of homestead, ha

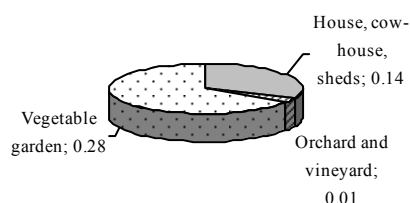


Fig. 2.5.2 Areas under houses and garden plots, ha

Average cropped area, ha

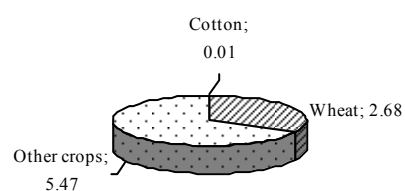


Fig. 2.5.3 Areas under crops, ha

promote economic standards of farmers. Peasants raise wheat and other crops (sugar beet, potato, vegetables, and fodder crops) on their plots. Figure 2.5.3 shows that, on average, one family has about 8 hectares of cropland. According to the diagram, about 40 percent of all cropland are sown with wheat.

Vegetables and fruits grown on garden plots are insufficiently diverse; potato and onion are mainly grown (Table 2.5.2). As regards livestock and poultry, most families (practically 100 percent) raise sheep in their households. 98.2 percent of families raise cows (the second rank), and 66 percent of families keep goats. 44.95 percent of families keep hens (Table 2.5.3).

Table 2.5.2 Vegetables and fruits grown on garden plots

Vegetables and fruits	% of families engaged in their growing
Potato	100.00
Onion	67.89
Other vegetables and fruits	77.98

Table 2.5.3 Livestock and poultry raised in households

Livestock and poultry	% of families engaged in their raising
Cows	98.17
Sheep	100.00
Goats	66.06
Hens	44.95
Geese	3.67
Turkey cocks	21.10
Others	79.82

Composition of the rural family

As a rule, the Kyrgyz rural family is numerous. An average size of the family amounts to six people (the number of family's members ranges from 2 to 16 persons). Usually, the family consists of two spouses and children, whose number varies from two to fourteen. Sometimes, aged parents live together with them. Table 2.5.4 shows a composition indicator of the average rural family (Column 2) and the percentage of its members (Column 3), if the total number of members living in a household is taken as 100 percent.

Table 2.5.4 Composition of an average rural family

Family's members	Number	%
1	2	3
Husband	0.97	14.99
Wife	0.98	15.13
Children up to 7 years old	0.60	9.19
Children of 7-14 years old	0.94	14.43
Children of 14-18 years old	0.64	9.90
Children over 18 years old	1.62	25.04
Aged members of the family	0.46	7.07
Others	0.28	4.24

Birth rate

The analysis of rural families' composition (Fig. 2.5.4) shows that the birth rate curve steeply descends after the 1980s, however, since 1991 there was some raising, which continued until the end of the 1990s. Then again, decrease in the birth rate took place. The birth rate has achieved the level of the beginning of the 1990s. It should be noted that Kyrgyzstan has followed the trends, which existed over the entire post-Soviet territory during recent years.

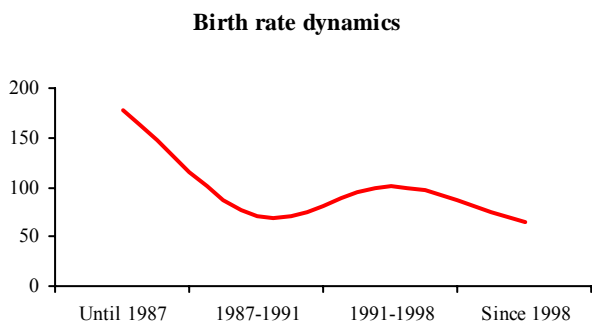


Figure 2.5.4 Birth rate dynamics

The natural and geographical conditions influence the demographic situation related to the rather numerous amount of children in families in the surveyed district. For a long time, Kyrgyz people live in mountainous regions, which is difficult of access and wide of the modern civilization. Owing to living in remote places

from settlements, and hence from some medical posts, children born under such conditions not always were viable enough. Many children of different ages deprived of timely vaccination and other medical aid did not reach the adult age. Therefore, in the past, families had to have many children since they kept in mind that not all children would survive. At present, the living conditions of Kyrgyz rural inhabitants are changing in many respects, and at the same time, the deep-rooted opinion on the number of children undergoes changes. Most respondents consider that an ordinary family should have, on average, 2 to 4 children (the opinion of 58.4 percent of men and 60.7 percent of women) or 4 to 5 children (the opinion presented by 12.2 percent of men and 14 percent of women) (see Figure 2.5.5). Regardless of traditions, 16 percent of men and 16.8 percent of women consider that 1 to 2 children in the family are enough amount.

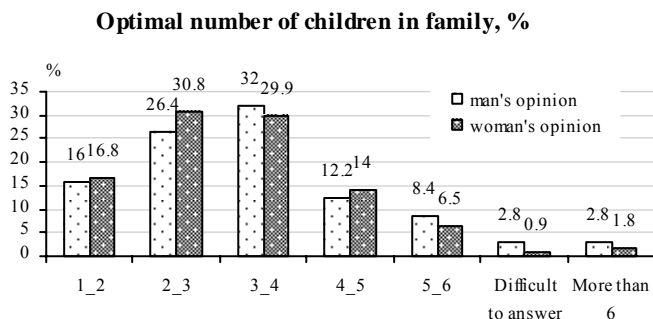


Figure 2.5.5 The optimal number of children in the family

This diagram shows that opinions of men and women regarding an amount of children are approximately identically distributed. However, due to an average age of surveyed inhabitants (an average age of men is more than 35 years and of women about 38 years), as a rule, these are organized families with many children. Therefore, owing to their age, most men (87.7%) and women (97.1%) gave the negative answer to the question: «Do you want to have any more children?» (Figure 2.5.6).

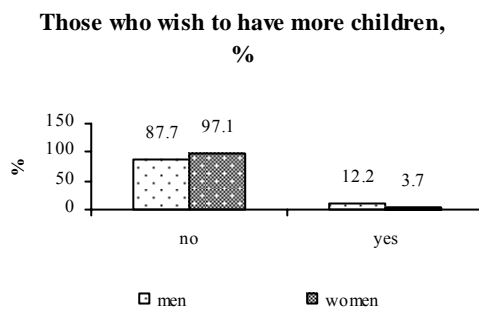


Figure 2.5.6 People who wish to have some more children

Marriage age (nobility)

Figure 2.5.7 shows that the picture of marriage of rural residents is rather traditional. Introduction of more civilized style of life, higher level of education and many other factors have exerted influence upon social psychology and the way of life of modern rural inhabitants. Most women get married at the age of 20 to 25 (57.9% and 24.5% correspondingly). At the same time, men create their families mainly at the age of 18 to 25 (87%). By the time of marriage, they acquire a profession and are able to endow their families. According to respondents, an entering into a marriage is commonly based on request of parents or older brothers; however, an opinion of marriageable girls and boys is taken into consideration.



Figure 2.5.7 Marriage age

Economic aspects

Forming the rural family's budget

According to selected data, main sources of households' income (Figure 2.5.8) are the following:

- personal garden plots;
- labor at a permanent place of employment or temporary work for a wage, by one or all capable members of a family;
- state funds allocated to specific social groups of the population in the form of pensions, benefits, grants etc.; and
- secondary employment;

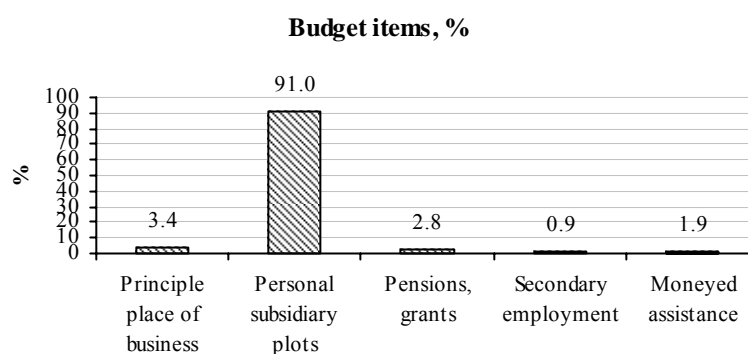


Figure 2.5.8 Forming the budget items

Other sources of income do not play an essential role in the family budget. Main sources of income of rural residents in surveyed villages in Kyrgyzstan are income generated on personal garden plots (91%). In this case, income generated on personal garden plots implies money gained from produce grown on their fields and output received from fattening cattle and small cattle. Many of farmers have rather large incomes generated owing to their farm business. In recent years, such incomes result from considerable rise in prices of meat and dairy products in cities. During our survey, many farmers complained that during last two years on end, they could not sale their agricultural produce in time, and suggested to establish procurement agencies under the Ministry of Agriculture and

Water Resources of the Kyrgyz Republic. It is necessary to note that women are mainly workers hired by farmers, or they work on the farms of their husbands. Income received from permanent jobs (3.4%) is wages from state institutions and organizations. In these cases, women work in schools, kindergartens, and hospitals. Men work in the brickyard. Input of pensioners and members of the family receiving state benefits into the family budget amounts to 2.8 percent. It should be noted that this income is exclusively based on payments to retired and disabled people. Income related to secondary employment amounts to 0.9 percent. However, it should be mentioned that only 0.5 percent of men and 0.03 percent of women have secondary employment. Input of women into the family's budget (Fig. 2.5.9) is less than that of men only by 1.8 times, in spite of the fact that women are more engaged in housekeeping, and this workload is very heavy but is difficultly measured in money terms. The greatest share of women's income (28.6%) is generated from agricultural activity (Figure 2.5.10); their labor in full-time jobs generates only 0.6 percent of income.

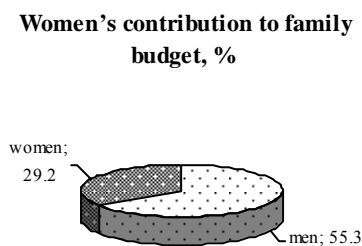


Fig. 2.5.9 Input of men and women into the budget

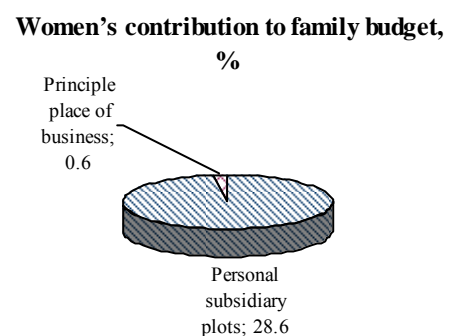


Fig. 2.5.10 Components of women incomes

Income per capita can be used as an indicator of the standard of living. It amounts to US\$ **103.9** per month in Kyrgyzstan. Only **3.9** percent of respondents gave a positive answer to the question: «Does current family income satisfy you?» It must be said that income per capita in Kyrgyzstan is variable. It depends on annual yields, market prices etc.

Expenses of rural families

Earned income in rural families (Fig. 2.5.11), first of all, is distributed between the needs of the family itself and the production costs. The production costs include expenses for developing farms, purchase of seeds, household implements, and young cattle for fattening. Figure 2.5.11 shows that the production costs amount to 33.8 percent of income.

In their turn, funds allocated for the needs of the family are used for financing a number of items necessary for supporting the family's life (Figure 2.5.12) that consist of the following:

- foodstuff;
- non-food items;
- household needs;
- medicines and medical services;
- public utilities services;
- education; and
- other expenses.

Distribution of income in families, %

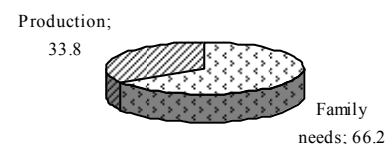


Fig 2.5.11 Family income distribution

Expenditures structure in average dehqan family, %

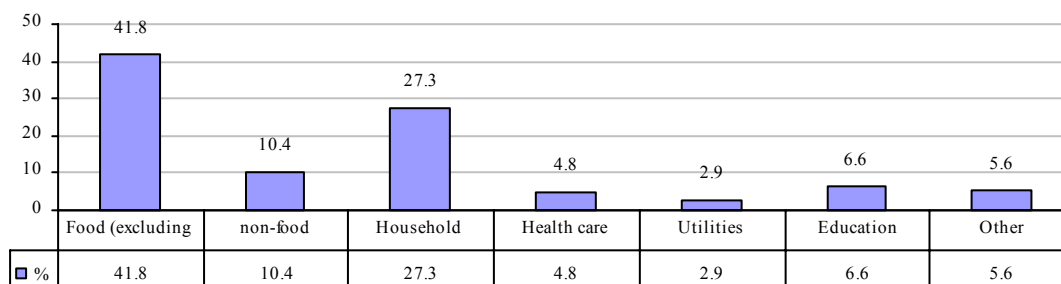


Fig 2.5.12 Income distribution in the rural family

As was mentioned with respect to other countries, expenses for foodstuff are a very important indicator of family’s welfare. If these expenses exceed 20 percent of income then the income cannot be considered as sufficient. In our case, expenses for foodstuff, on average, make up 41.8 percent of income. However, it is necessary to note that the difference in expenses for food within the republic is considerable (from 10% to 80%).

Expenditures for personal needs, \$ US

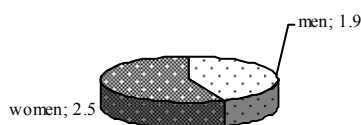


Figure 2.5.13 Expenses for personal needs

The proportion of families whose expenditures for food do not exceed 15 to 20 percent is negligible, only 6 percent of all surveyed families. Expenses for medicines and medical services (4.3%) are also extremely small. Taking into consideration our attention to gender aspects, expenses of men and women for their own personal needs (for example, expenses for hygienic materials etc.) are of interest. Men and women cannot satisfy their personal needs in full; these figures are rather small in Kyrgyzstan and amount to US\$ 1.9 for men and US\$ 2.5 for women on average (Fig. 2.5.13). However, in this case, it seems an extreme extent of money saving takes place or rural inhabitants consider that everything required is purchased for the family, and it is not required additionally to spend money for their personal needs.

Foodstuff consumption

The concern for public health is necessary in order to support stability and development of society. At that, the standards of nutrition play an important role. As is well known, a personal diet depends on well-being of human beings, their incomes, personal tastes, traditions, etc. The following set of products makes up the basic diet of rural residents in the surveyed district: flour, bread, meat products, fish, milk, cereals, macaroni products, sugar, animal and vegetative fats, various vegetables, and fruit. However, there are so-called medical rates of food consumption, and their infringement results in abnormalities in development and vital functions of a human being. One should not associate these medical rates with a basket of goods, which directly depends on the economic status of the region as a whole. These medical rates can be considered as the standard for the balanced nutrition. A specific amount and combination of proteins, fats, carbohydrates,

minerals, and vitamins provide calories to a human being's organism, ensuring his mental and physical abilities. According to data on Akbashin District, the high level of consumption of bakery products and meat is observed. Figure 2.5.14 shows that consumption of mentioned foodstuff and some other foodstuff by rural inhabitants exceeds the standard norms. Actual monthly consumption of meat makes up 2.5 kg per capita against 2.3 kg per capita according to the norms, of bakery products - 10.5 kg per capita against 9.2 kg per capita according to the norms; of vegetable oil - 1.3 per capita against 0.6 kg per capita according to the norms; of sugar - 2.1 kg per capita against 1.8 kg per capita according to the norms, correspondingly. At the same time, the lower level of consuming vegetables, fruit, and fish products is observed in the district under consideration. Although potato is the most popular food (after flour and bread), its consumption is less than rates. Such nutrition can be considered as a completely balanced diet.

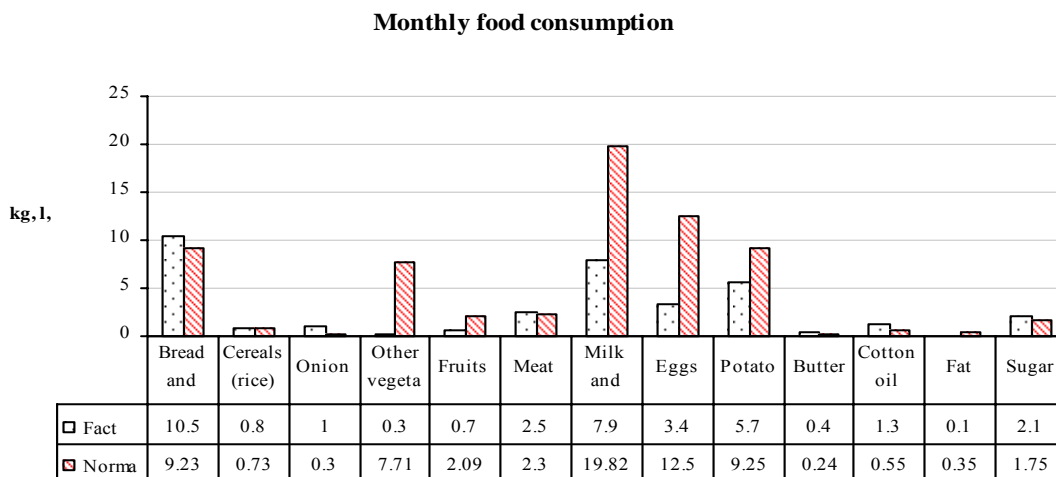


Figure 2.5.14 Monthly foodstuff consumption by one person

Gender status in a family

As has been mentioned above, women of this district, similar to women all over the republic, are mainly working in the following sectors: public health, education, social service, culture etc.

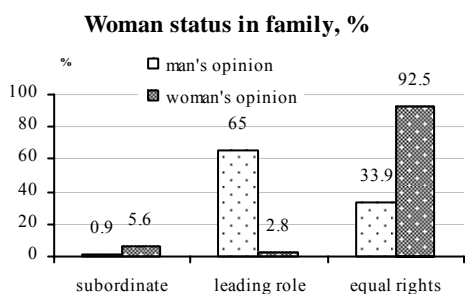


Fig. 2.5.15 Status of a woman in a family

Women do not participate practically in the process of decision-making related to economic policy of this district including development of financial, budgetary, commercial, and other economic aspects; and their opinion is usually not taken into account at the farm level.

Nongovernmental female organizations that defend the interests of women, their families, and children have been established and are successfully functioning in the district. Keeping in mind present requirements, many female organizations show interest in supporting the small business in rural districts in an effort to establish the framework for

self-employment and adaptation to new market relations (for example, establishing business-incubators).

This survey has shown that opinions regarding the status of women within the family are somewhat different from opinions regarding the status of women in public sector at the district level. 65 percent of men and 2.8 percent of women consider that a woman plays the leading role, at the same time, 33.9 percent of men and 92.5 percent of women consider the position of a

woman as equal to a man. However, an indicator of actual equality in rights of women within families can be the right to manage the family's budget according to her discretion i.e. to have access to financial resources, and to make decisions. A woman can possess this right if she has economic independence from her husband or other members of her family. As mentioned above, the income of women is two times less than the income of men. However, only 2.8 percent of men and 3.7 percent of women consider that women have the right to manage the family budget; 53.7 percent of men and 0.9 percent of women consider that only men can do it. 37.7 percent of men and 86.9 of women think that all decisions regarding expenses should be jointly made (Figure 2.5.16).

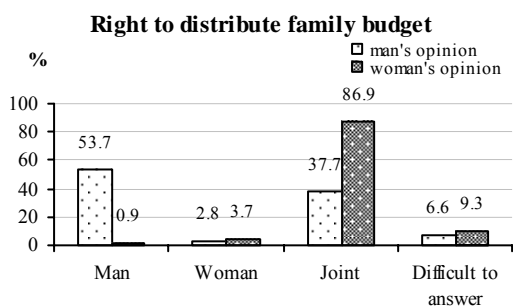


Figure 2.5.16 The right to plan the family budget

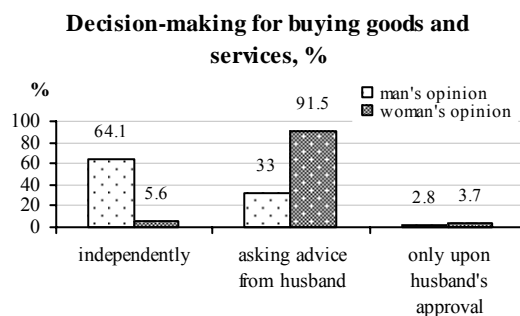


Figure 2.5.17 Decision-making regarding a purchase

The right to participate in decision-making regarding purchase is the important indicator of the status of women in a family. In this case, purchasing of goods and services (regardless their costs) for family's needs is kept in mind. The overwhelming majority of men (64.1%) and only 5.6 percent of women have answered that a man himself makes decision with respect to a purchase; 33 percent of men and 91.5 percent of women consider that a purchase should be made after consultation with a husband (Figure 2.5.17).

Labor and employment

Employment of rural men and women

Findings of the gender survey show that in a rural family, both spouses are not only actual but also necessary "bread-winners." It allows speaking about the almost equal responsibilities of men and women for welfare of their families. The analysis performed enables us to draw a conclusion that women are working in the public sector, in farms, and on personal garden plots, and, at the same time, they are busy in all housekeeping work and duties such as cooking, laundering, cleaning, and care for children and aged people. However, the time deficit limits the women's potential to participate in public production in full measure. A woman, who is engaged in managing her personal garden plot under conditions of lack of specific machinery and sufficient funding and in housekeeping, which cannot be evaluated in money terms, apparently has income in cash equivalent less than a man. As a rule, if women are working in the public sector, they work at low-paying jobs.

Time budget

We asked respondents to describe their daily routine in order to have more detailed information on the division of labor between men and women in the rural area regarding both income-generating activity and housekeeping. Figure 1 shows data averaged through the week (Annex 5).

The key matter of the gender problem is rural employment (both men and women). As was mentioned, the main source of rural families' income in surveyed districts of Kyrgyzstan (90.2%) is farmer's activity. As was identified, income of women is about half the income of men. However, if we take into consideration that a woman carries out actually all housekeeping works and duties including cooking, laundering, cleaning, and bringing up children, it become obvious that she is engaged considerably more than a man. In comparing with a man, a woman spends her time for housekeeping more than 2 times (Fig. 2.5.18). The diagram shows how much time per a week men and women are engaged in both socially useful works and housekeeping (Annex 2.5, Fig. 1). In Table 2.5.5, we tried to show the time proportion in the workload on men and women in percent. Data of this table make it clear that men spend more time for a wage work (14.7 times) and working on their garden plots (2 times). Men are busy with visiting a market, watching TV, and fulfilling devotions 1.5 times more, on average. Women spend for cooking, laundering, washing, and nursing, on average, more than 27 hours a week in contrast to men, who practically do not do these activities.

Occupation of men and women with household chores

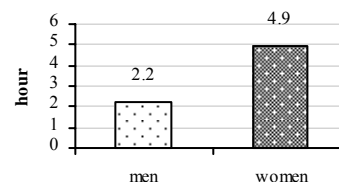


Fig. 2.5.18 Housekeeping input of men and women

Table 2.5.5 Weekly workload on men and women

Item	Women	Men	%
Wage work	0.12	1.76	14.7
Cooking	8.49	0.02	424.5
Cleaning a house and a courtyard, household works	6.04	5.87	1.0
Bringing up children	5.78	0.56	10.3
Laundering and washing up	8.56		8.0
Care of sick and aged people	0.47	0.17	2.8
Visit of a market, purchasing	5.06	6.57	1.3
Work on a garden plot (cultivating a vegetable garden, harvesting forage etc.)	10.55	21.37	2.0
Domestic needs (supplying water, fuel etc.)	0.37	2.68	7.2
Communication with neighbors, paying a visit	3.54	2.98	1.2
Receiving guests, relatives, and friends	4.53	4.08	1.1
Devotions	0.05	0.13	2.6
Personal time	4.13	3.54	0.9
Watching TV, reading, and hobby	7.15	10.95	1.5
Fulfilling social duties	0.14	1.57	11.2
Meal and sleep	36.93	37.77	1.0

Based on above, it is possible to draw a conclusion that in the overwhelming majority of families, a woman carries out housekeeping duties. She makes her input in the form of manual labor for maintaining some comfort and cleanness in her house and cooking in spite of her work in the public sector and on her own personal garden plot. It is the fact that women practically do not have time for valuable leisure and entertainment. Therefore, Kyrgyz women gave a negative answer to a question concerning their wish to manage their households (81.3 percent of women gave a negative answer against 19.6 percent of women who gave a positive answer) (Fig. 2.5.19).

Do you want to master your farm?, %

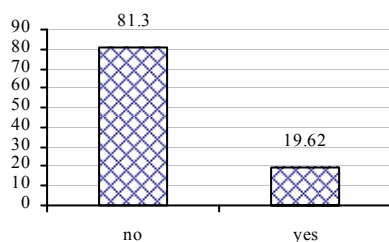


Fig. 2.5.19 Women who wish to manage their households

Education and cultural aspects

This survey has shown that the level of education of rural inhabitants is relatively high (Fig. 2.5.20). More than half all men and women in the surveyed district (63.2% and 61.6% correspondingly) have secondary education, i.e. they left secondary school. There are secondary schools in each rural administrative unit. However, there is the lack of teachers for some subjects in rural schools. Schools in this district are ill heated in the winter, and redecoration of schools is annually made at the expense of parents. 17.7 percent of women have specialized secondary education. 20.7 percent of men and 15.8 percent of women have graduated from university. Respondents-farmers have mentioned that education is the important component in achieving success in their life.

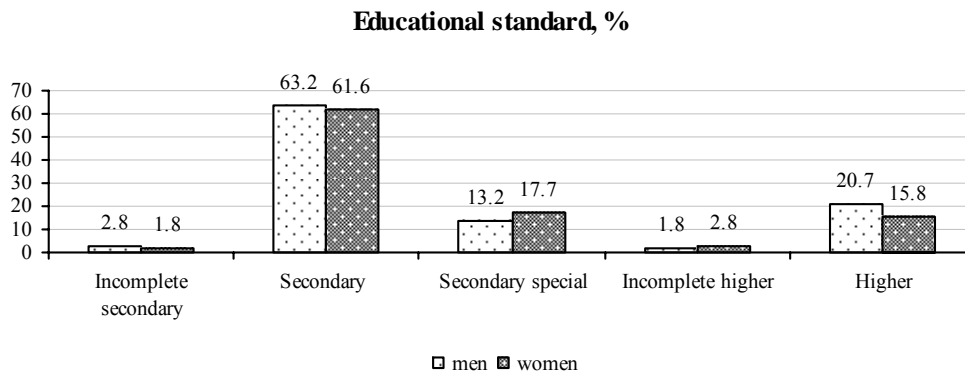


Figure 2.5.20 Educational qualification

Leisure and entertainment of rural inhabitants is rather monotonous (Figure 2.5.21). Due to the lack of functioning cultural institutions (cultural centers, clubs, cinema theatres etc.) most respondents have quite limited possibilities for valuable leisure. As entertainment, almost one hundred percent of inhabitants prefer watching TV and meetings with friends. Young people prefer mainly to visit clubhouses; at the same time, older people prefer to read newspapers.

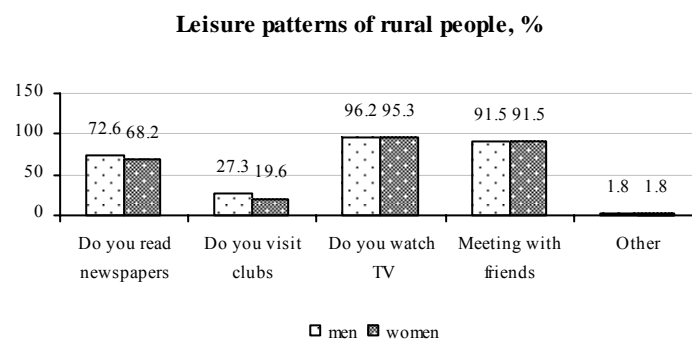


Figure 2.5.21 Kinds of rural inhabitants' leisure

Medical care

Rural residents do not generally have the specialized medical aid posts in their residential area and, therefore, they have to go to a polyclinic or a hospital in the regional administrative center to receive qualified medical services. Data of the gender survey shows that 48.5 percent of women and 40.5 percent of men prefer to visit private clinics for medical aid (Fig. 2.5.22) having financial resources for these purposes. 47.6 percent of women and 54.7 percent of men found difficulty in answering given questions. It confirms that the situation in the medical care in Kyrgyzstan is approaching to satisfactory one.

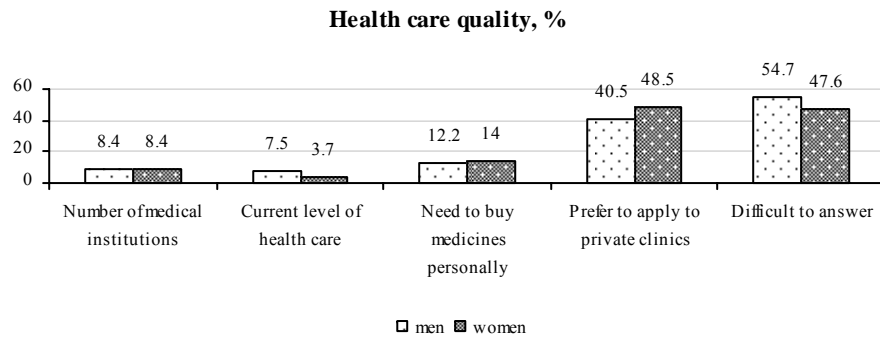


Figure 2.5.22 The extent of satisfaction by medical care quality

Priority goals and personal features necessary for achieving success

Female respondents were asked to answer the following question: what goals do they have in their life? What does each woman aspire to in order to make sense of her life and to gain satisfaction? Data of the gender survey shows that family’s happiness and welfare are the leading goal for rural women, and active participation in the social life is the secondary aspect of their life (Fig. 2.5.23).

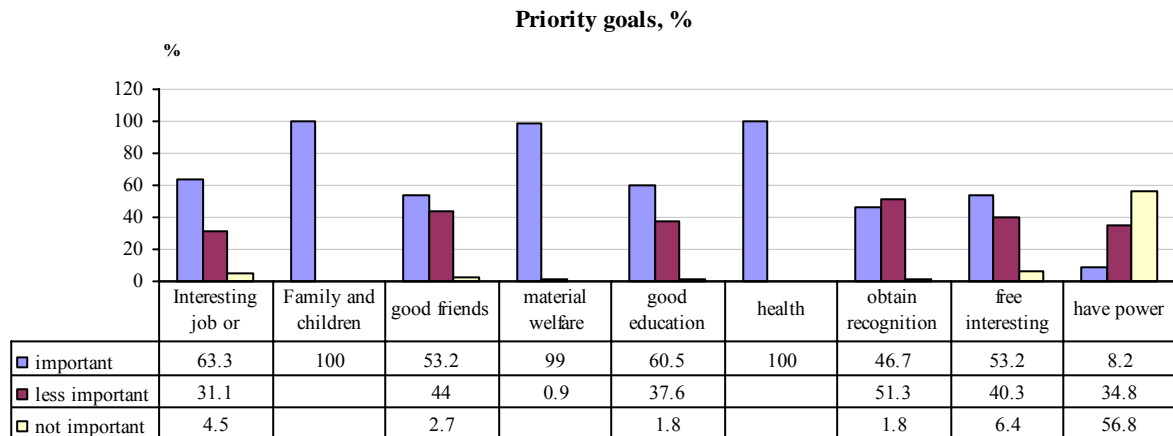


Figure 2.5.23 Priority goals

Women specified intellect, diligence, to be well-bred, honesty, adherence to principle, and education as chief personal features necessary for achieving success. They consider such features as strength of character, perseverance, selflessness i.e. those features that promote to be an active member of society as secondary features (Fig 2.5.24).

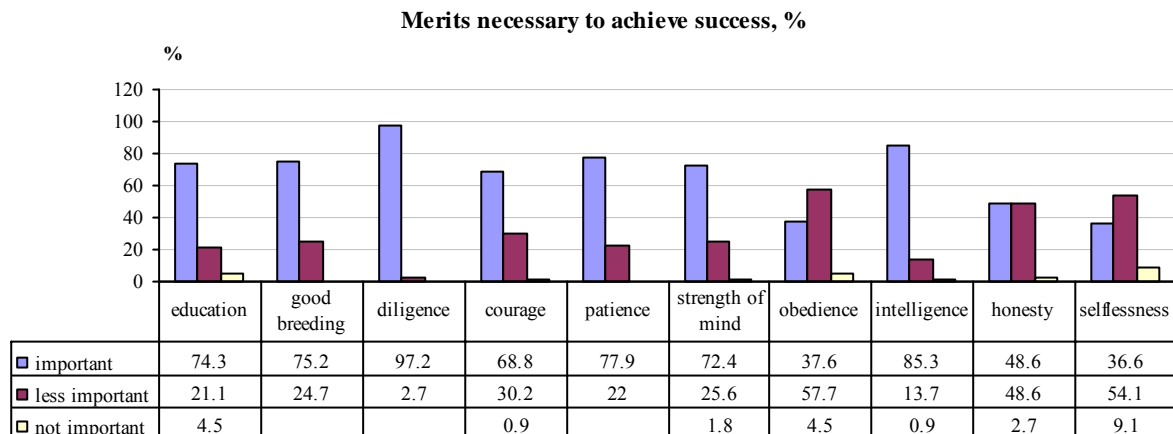


Figure 2.5.24 Personal features needed for achieving success

Water use

The shirkats renders services (97.2%) on domestic-potable water supply to the population, institutions, and organizations of districts where irrigation water is a main source of water supply (Fig. 2.5.25). Not all rural residents in study regions faced water use problems

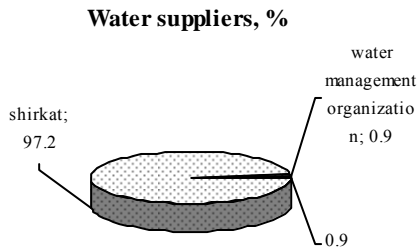


Fig. 2.5.25 Water supply organizations

equally. The level of water supply is directly related to the seasonality, for example, there are irregularities of water supply in the spring-summer period. As a whole, it is possible to assert that water supply is not always equal and regular (Fig 2.5.26).

The overwhelming majority of respondents (65.1%)

consider that there are seasonal limitations in water supply, and 33.9 percent of respondents consider that there are also hourly limitations in water supply; and 60.5 percent of respondents assert that there are no problems with water supply.

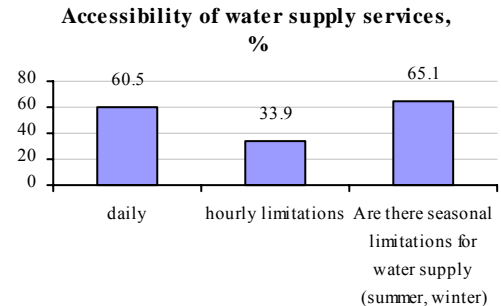


Fig. 2.5.26 Accessibility of water supply services, %

Only a few households have full access to the water-pipe systems. With respect to irrigation water, it is possible to assert that some villages do not face water deficit for irrigation and domestic uses. Although there are some seasonal and hourly limitations in water supply, however, a half of all respondents consider that potable water (49.95%) and irrigation water (49.55%) are quite accessible even in the summer period (Figure 2.5.27).

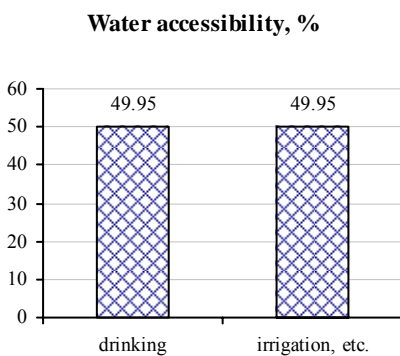


Fig. 2.5.27 Access to water, %

According to 91.7 percent of respondents, water conflicts among inhabitants take place in the summer period, and they are settled not always peacefully. To settle disputes sometimes interference of the local government is necessary. The

priorities are specified on the basis of mutual agreements, first of all, taking into consideration the needs and importance of water supply for specific uses. 8.2 percent of respondents consider that there are not causes for water conflicts (Fig. 2.5.28). By the example of water allocation, it is possible to show that women have quite limited access to the decision-making, process (Fig. 2.5.29). They can distribute water in their own household (99.9%) but not at the farm level). Since

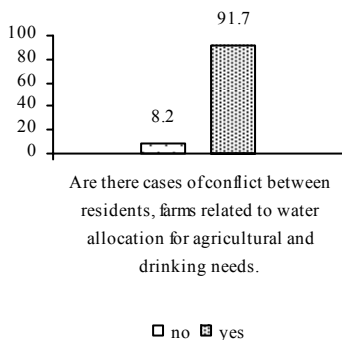


Fig. 2.5.28 Water distribution conflicts, %

The

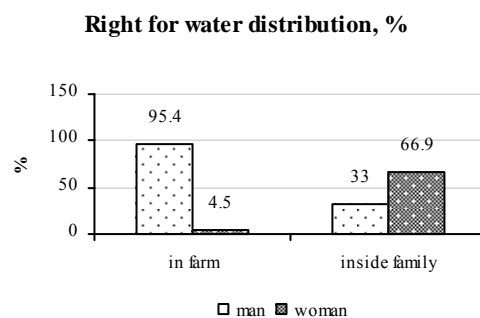


Fig. 2.5.29 Water allocation rights, %

they completely manage housekeeping, water use in households is the priority of women. It may be mentioned that women have possibilities to distribute water at the farm level only in 4.5 percent of cases. WUAs, which should improve access of farmers to water resources are in the process of establishing in Atbashin District.

Household water use

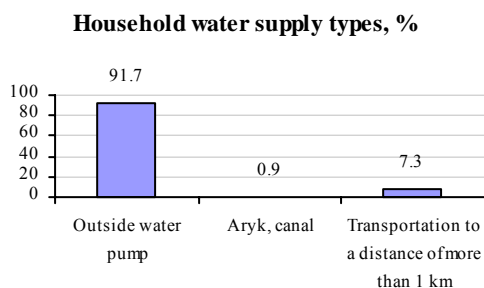


Fig. 2.5.30 Type of household water supply, %

According to data of the survey of rural households (Figure 2.5.30) the overwhelming majority of respondents who do not have a water post in their yards take potable water from a water post in the neighborhood (91.7%), and 0.9 percent of respondents take water from the irrigation network. Figure 2.5.31 shows that men (77.9%) and teenagers (60.5%) are mainly busy with domestic water supply. They spend for water supply from 30 minutes to 1.5 hours every day.

Inhabitants, who do not have tap water in yards, use approximately the same option for water storing. Every day, water is filled and stored in big metal flasks or in other adequate tanks.

A very important aspect is sanitary conditions for water supply, and water quality and safety, which residents do not adequately realize. Water that they use and the way of its delivery to households are not always secure for their health. The places of water withdrawal are not always equipped with proper and safe facilities. Water is delivered using bicycles and specially equipped handcarts. With respect to water quality and its conformity with the sanitary norms, most residents consider that it is enough to boil water, and it will meet all water safety standards. Figure 2.5.32 shows that answering the question concerning observance of sanitary standards, 95.4 percent of respondents consider that water completely meets the sanitary standards, and there is not any risk to use this water. Ninety nine percent of respondents consider that the way of water delivery can cause a risk for their health.

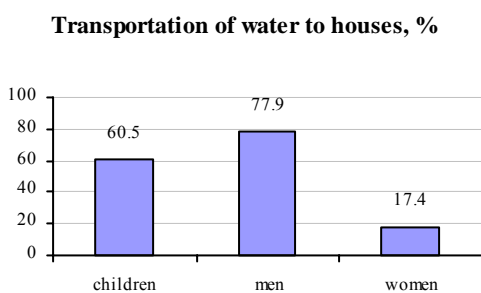


Fig. 2.5.31 Water delivery to households

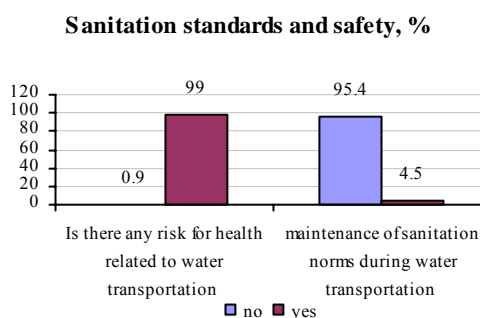


Fig. 2.5.32 Sanitary standards and water safety, %

Land use

Because rural residents are land plots' owners in a practical manner, they have quite certain ideas about priority rights regarding land ownership (Fig. 2.5.33).

From 51 to 94.2 percent of respondents consider that only a man:

- allocates land plots for vegetable gardens;
- has access to agricultural machinery;
- has access to a market;

- has the priority in receiving credits;
- posses land and water rights;
- makes decisions in regard with a crop pattern in a farm; and
- has real access to a ready sale

In respondents' opinion, a small percentage of women (11.9 percent) may have access to the agricultural market. It seems they keep in mind the small-scale wholesaling of vegetables and fruits from their household plots. 7.3 percent of respondents consider that women may make decisions concerning a crop pattern both in their households and in co-operative farms.

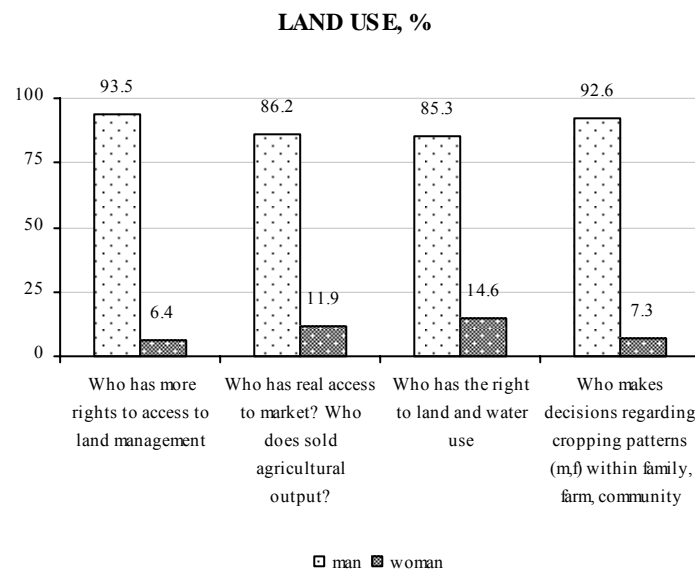


Fig. 2.5.33 Land use rights, %



2.6. Tajikistan

General

Country: Tajikistan

Capital: Dushanbe

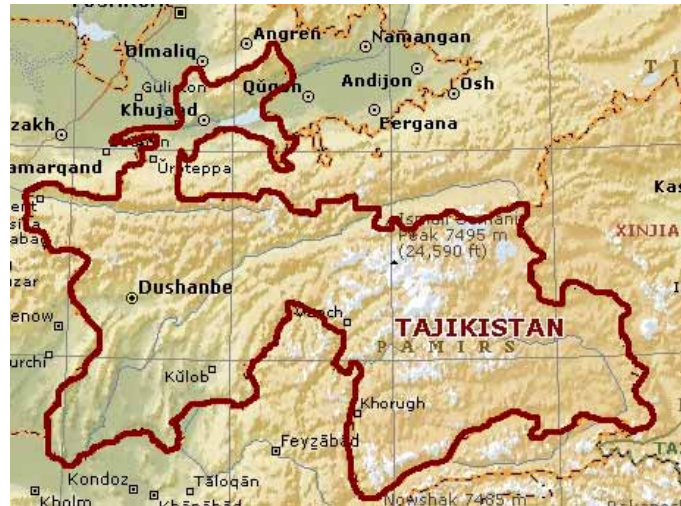
Area: 143,100 sq km

Population: 5,200,000 people

Official state language: Tajik

Religion: Islam

National currency: Somoni



Main industrial sectors: light industry, food industry, chemical industry, nonferrous metallurgy, machine-building industry, the extraction of common salt and brown coal, gas-and-oil producing industry, and production of construction materials, etc.

Main agricultural sectors: cotton growing, silkworm breeding, market gardening, and viticulture; in mountainous districts - grain farming and cattle breeding.

Population: about six million people. As a result of a civil war in 1992 to 1994, according to estimates, scores thousands people were lost, and about half million people became refugees have been resettling into other districts of Tajikistan or have been immigrating to Russia and other countries. More than eighty different nations are living in the country. Tajiks (one of ancient nations in the world, which descend from the Aryans, an ancient people who spoke Indo-European languages) constitute the largest ethnic group in Tajikistan, making up about 62 percent of the population (about four millions of Tajiks reside in the Northern Afghanistan, two millions in Uzbekistan and Kyrgyzstan, as well as in Iran, Russia, and Kazakhstan), Uzbeks - 24 percent, Russians - about 3 percent, as well as Tatars, Kyrgyzs and other nations. The peoples who live in Gorno-Badakhshan, located in the Pamirs, (Shugnantzs, Rushantzs, Bartangtzs, Orshortzs, Yagulemtzs, Ishkamshintzs, and Vakhantzs) are classified as Tajiks, although their languages and customs are distinct. Yagnobtzs constitute the specific ethnic group, who reside in the valleys of Yagnob and Varzob rivers.

Religion: The predominant religion in Tajikistan is Islam. Most Tajiks and Uzbeks, amounting to about 80 percent of the population, are Sunni Muslims (Khanafit School). About 5 percent of the population are Shia Muslims (a Shia Muslim sect acknowledges twelve imams as ecclesiastical preceptors). Most of the country's Shias, notably the peoples of the Pamirs in the Gorno-Badakhshan region, are Ismailis (who acknowledges only seven imams as ecclesiastical preceptors). There are groups of the population few in number, which practice Orthodoxy, Protestantism, and Judaism.

Geography: Tajikistan, landlocked republic in southeastern Central Asia, bordered on the north by Kyrgyzstan, on the north and west by Uzbekistan, on the east by China, and on the south by Afghanistan. Tajikistan is extremely mountainous, and almost half of the country lies above an elevation of 3,000 m. 93 percent of its territory are occupied by mountains belonging to the highest mountain systems all over the world - the Tian Shan, Gissaro-Alay, and [Pamirs](#) (on the east of the country with the highest peaks: Ismail Samani Peak (7,495 m above sea level), known from 1933 to

1962 as Stalin Peak, and from 1962 to 1998 as Communism Peak, and Lenin Peak (7,134 m above sea level)). The Pamirs are eroded by an extensive system of glaciers (more than 1,000 glaciers), including Fedchenko Glacier, about 70 km long. Tajikistan experiences frequent earthquakes (weak earth tremors are registered 5 to 6 times per day), as it lies on an active seismic belt that extends throughout the entire southeastern section of Central Asia. Tajikistan covers an area of 143,100 sq km, making it the smallest country in Central Asia.

Climate: The climate of Tajikistan varies by regions and altitude, with the greatest temperature differences between alpine and lowland areas. The lowland areas have a continental climate, with hot summers and cold winters. The temperature in January ranges from 0 to +2°C in valleys, and falls below -27°C in alpine areas; in July – from +23°C to +30°C in the lowland areas and from +4°C to +15°C in mountains, correspondingly. Precipitation is generally meager in the lowlands (70 mm). However, in mountains, precipitation ranges from 1,600 mm in Eastern Pamir to 3,000 mm on southern mountainsides of Gissar Ridge. The maximum precipitation is observed in winter and spring periods, in summer and autumn periods, rains are infrequent. Since October until May, strong snowstorms occur in alpine areas (temperature can fall below -45°C), and strong sandstorms happen since June until October in valleys. These storms can last during a week and even more.

Political system: Tajikistan became the independent state in September 1991 when the Independence Declaration was adopted. Tajikistan became a member of the CIS in December 1991. The country was formally admitted as a member of the United Nations (UN) in 1992. The republic is also a member of the Organization of Economic Cooperation established by Iran, Turkey, and Pakistan, and of the Organization for Security and Cooperation in Europe (OSCE)..

Study areas

One administrative district and three farms were selected for this gender survey (Table 2.6.1)

Table 2.6.1 Surveyed districts

District	Farm
Shakhrinav	Gulistan
	Baratov
	Bakhor

Households and their owners

The rural type of households was selected to carry out this gender survey. Private farms were excluded from this survey. One hundred households with 933 residents were surveyed. Owing to the way of life formed for ages and a religion practiced (Islam), a woman in Tajikistan, as over the most part of Central Asia, was deprived of civil rights and humble. At present, according to respondents in the selected district, there are some changes in views of men and women on the role of women. Figure 2.6.1 shows that 78 percent of heads of households are men. 22 percent female respondents consider themselves as owners of households. These are widows or women whose husbands went to Russia in search of a job. Other women unconditionally identified men as leaders of their families.

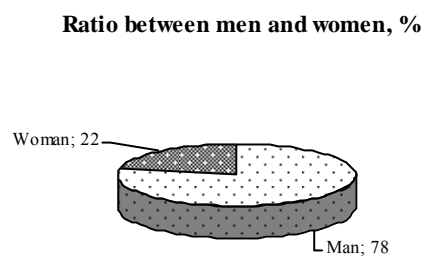


Figure 2.6.1 Proportion of men and women, %

General characteristics of households and their sizes

As a result of land reform, the State has granted a farmland plot to each family a size of which varies from 0.1 to 0.3 hectares over the republic (Fig. 2.6.2). As regards a farmland plot, a rural

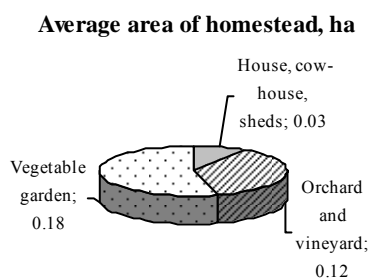


Fig. 2.6.2 Areas under houses and garden plots, ha

inhabitant himself can decide what crops to grow and how to use output i.e. to sell or to use for own consumption. However, an area of a farmland plot is insufficient, and their cultivation is very labor-intensive. Nevertheless, income generated on a farmland plot is the main source for livelihood. In general, farmland plots are used for cultivating vegetables (0.18 ha), fruit, and grape (0.12 ha) (Fig. 2.6.2). Rural families have rather similar dwelling conditions. An area under house with adjoining sheds, cow-houses and other premises is 0.03 ha. Most families live in single-storey houses (walls of their houses made of a building material consisting of a

mixture of clay and chopped straw), which were built many years ago. There are premises for fattening livestock in their yards (Table 2.6.3).

Table 2.6.2 Percentage of families grows vegetables and fruits on their plots

Item	%
Tomato	50.0
Potato	26.0
Onion	3.0
Apricot	14.0
Grape	46.0
Persimmon	60.0
Others	63.0

Table 2.6.3 Percentage of families raise livestock and poultry in their households

Livestock and poultry	%
Cows	37
Sheep	35
Goats	9
Hens	28
Geese	1
Turkey cocks	2
Others	5

After gaining independence, livestock population in the republic has decreased as a whole, but especially cattle. Rural residents prefer to keep goats, sheep, yaks, and horses. An amount of horses is increasing because they are used as draft animals under conditions of deficit of agricultural machinery.

Since the form of land ownership and production are collective, peasants do not have their own cropland or rented land. In general, they work in collective farms or in state farms where they receive a wage, often in kind by agricultural produce.

Composition of a rural family

As a rule, a Tajik rural family is numerous (Table 2.6.4). A size of the family varies from 7 to 12 people. An average size of the family in the region is 9 people. A rural family consists of two spouses and children, whose number varies from three to nine people. An average number of children in the family make up 6 people. Composition of an average rural family is presented in Table 2.6.4. Sometimes, aged parents live together with them.

Table 2.6.4 Composition of an average rural family

Family's members	Number	%
Husband	0.99	10.61
Wife	0.99	10.61
Children up to 7 years old	0.58	6.22
Children of 7-14 years old	2.12	22.72
Children of 14-18 years old	2.03	21.76
Children over 18 years old	1.01	10.83
Old members of a family	1.28	13.72

Birth rate

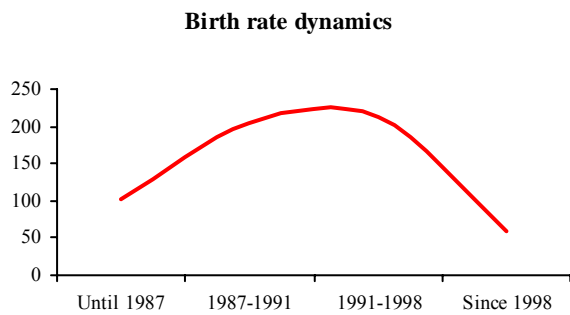


Figure 2.6.3 Birth rate dynamics

The study of the demographic situation in rural households reveals decrease in the population last years (Fig. 2.6.3). Decline in the birth rate characterizes the transition period (after disintegration of the USSR and gaining independence). Table 2.6.4 shows that there are mainly children of such age groups as “over 18 years old” and “below 14 years old” in rural households surveyed, but the age group “7 to 14 years old” is the most numerous among others (65 %).

There are, on average, four and more children in rural families at the age of seven and older, in general.

Children at the age below seven are met rarely. Respondents’ opinions regarding an optimal amount of children are different (Figure 2.6.4). 81.8 percent of women would like to have three children, at the same time, 91.8 percent of men consider that 4 to 6 children should be in the family. 48 percent of women and 84.8 percent of men gave the positive answer to a question: «Do you want to have any more children? », at the same time, 51.5 percent of women and 15.1 percent of men consider that they have enough children in their families (Figure 2.6.5)

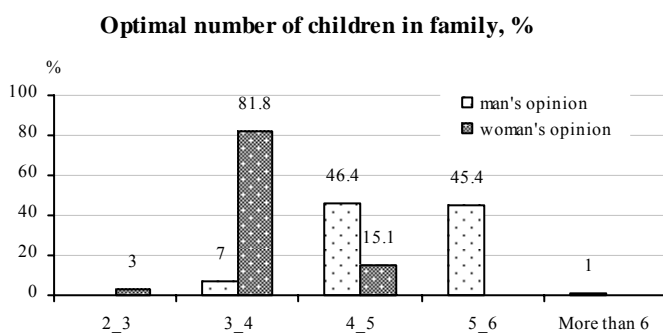


Figure 2.6.4 The optimal number of children in the family

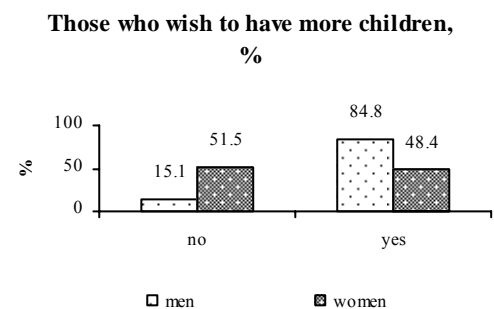


Figure 2.6.5 People who wish to have some more children

Tajiks amount to 92 percent of the population and dominate among other ethnic groups.

Marriage age (nubility)

In oriental countries, families large in number are in line with the long-lived tradition, which determined the age criteria under creating new families. A family large in number tries to marry off daughters at the age of 18 and younger in order to get rid of “superfluous mouth” and to receive bribe-money. They also try to give their older son in marriage as early as possible in order to obtain a helper (daughter-in-law) for the senescent mother. Naturally, at that age, young people did not yet acquire a profession and were not able to endow their families. During the Soviet period, gradual receding of this tradition was being observed over

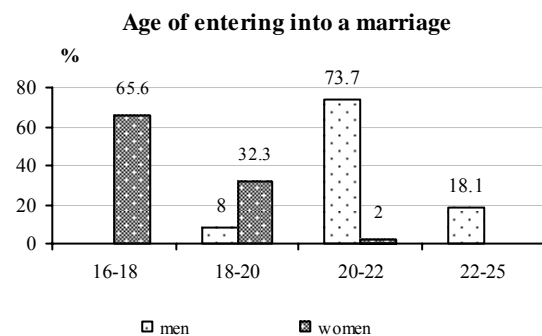


Figure 2.6.6 Marriage age

the country as a whole. The law on general secondary education was adopted in the country. Higher education also was accessible, and rural parents made efforts to educate their children. Many of them had opportunities for training in cities.

Nevertheless, traditions were still very strong in rural areas, and at that time, marriageable girls educated have been rated beneath uneducated ones, because educated girls had stronger career aspirations and were not good helpers in the family. In recent years, there is the tendency of turning back to old traditions. First of all, this is related to a low economic potential for educating children. The marriage age of rural inhabitants under consideration is given in Figure 2.6.6. Most women (97.9%) got married at the age below 20. 73.7 percent of men got married at the age below 22, and 18.1 percent of men at the age below 25.

Economic aspects

Forming the rural family's budget

According to survey's data, main sources of households' income (Figure 2.6.7) are the following:

- labor at a permanent place of employment or temporary work for a wage, by one or all capable members of a family;
- personal garden plot;
- state funds allocated to specific social groups of the population in the form of pensions, benefits, grants etc.; and
- secondary employment;

Other sources of income do not play an essential role in the family budget.

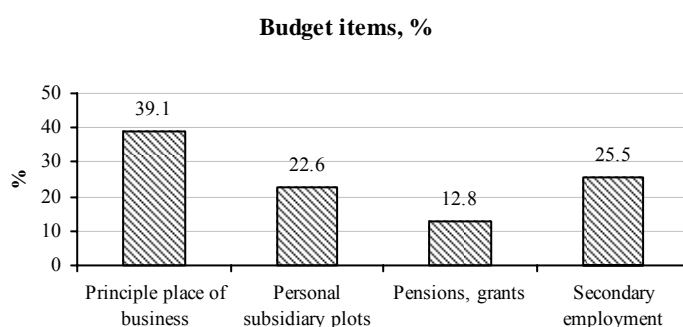


Figure 2.6.7 Forming the budget items

Major sources of income in surveyed households are the following: wage at a permanent place of employment (39.1%) and secondary employment (25.5%) that is necessary for poor families.

At the same time, respondents pointed that input of women into the family budget amounts to 19.3 percent (Fig. 2.6.8). Input of women into the family budget differs from that of men because women are mostly engaged in housekeeping and this workload cannot be measured in money terms. As a whole, a negligible amount of rural women has stable earnings, and women that are working in public institutions (medical care, education, and other services) may be included in this group. Incomes of these women do not differ from those of men working in the same sectors. As a whole, input of women into the family budget (Fig. 2.6.9) consists of wage at a permanent place of employment (8.6%), income generated on personal garden plots (7.3%), and secondary employment (3.1%).

With respect to input of women into the family budget, it is necessary to note the fact that 98 percent of male respondents and 100 percent of female respondents consider execution of housekeeping duties by women as their input into the total family budget. However, despite gradual improving social and economic situation in Tajikistan, the standard of life remains at the extremely

Women's contribution to family budget, %

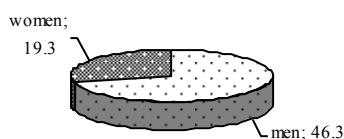


Fig. 2.6.8 Input of men and women into the budget

Women's contribution to family budget, %

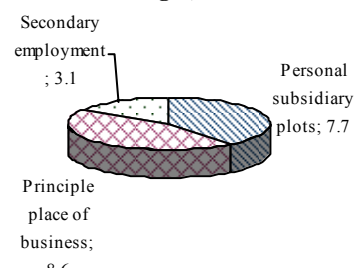


Fig. 2.6.9 Components of women incomes

low level. The agricultural sector is in a sad state. Prices go up, and even according to official statistics, incomes of rural families are less than a living wage (US\$ 1 per day). Income per capita can be used as an indicator of the standard of living. It amounts to US\$ 4.9 per month in Tajikistan. Only 0.1 percent of respondents gave a positive answer to the question: «Does current family income satisfy you? ».

Expenses of rural families

Earned income in rural families (Fig. 2.6.10) is distributed between the needs of the family itself and the production costs. The production costs include expenses for developing garden plots, purchase of seeds, household implements, and young cattle for fattening. Figure 2.6.10 shows that the production costs amount to 11.6 percent of income, and taking into account insufficient income of rural families, their agricultural production cannot be quite efficient and profitable.

Distribution of income in families, %

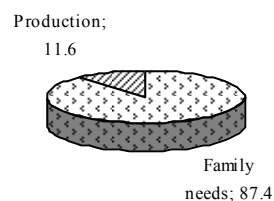


Fig 2.6.10 Family income distribution

In their turn, funds allocated for the needs of the family are used for financing a number of items necessary for supporting the family's life (Figure 2.6.11) that consist of the following:

- foodstuff;
- non-food items;
- household needs;
- medicines and medical services;
- public utilities services;
- education; and
- other expenses.

Expenses for foodstuff are a very important indication of family's welfare. If these expenses exceed 20 percent of income then the income cannot be considered as sufficient. In our case, expenses for foodstuff, on average, make up 79.3 percent of income. However, it is necessary to note that the difference in expenses for food within the republic is considerable (from 50% to 95%) The proportion of families whose expenditures for food are about 50 percent is negligible, only 2.0 percent of all surveyed families. Other respondents spend the lion's share of incomes for food. Expenses for medical services (2.5%) and education (0.9 %) are also extremely small. Taking into consideration our attention to gender aspects, expenses of men and women for their own personal needs (for example, expenses for hygienic materials etc.) are of interest.

Expenditures structure in average dehqan family, %

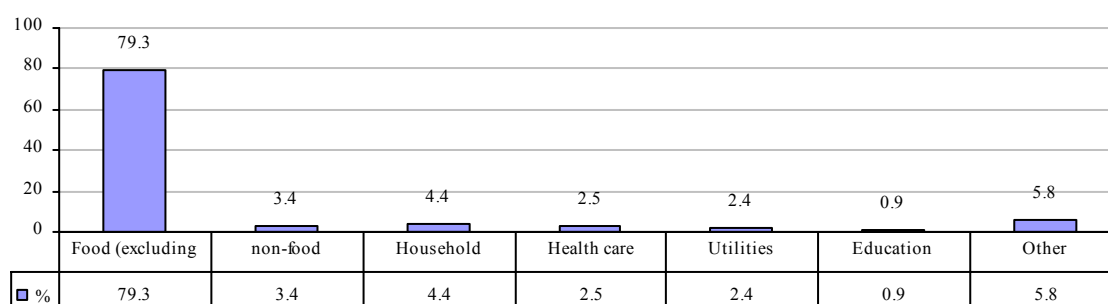
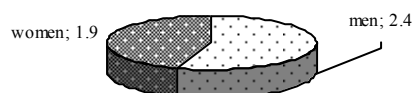


Fig 2.6.11 Income distribution in the rural family

Expenditures for personal needs, \$ US



Tajik men and women cannot satisfy their personal needs in full and should hunt up some money from the very limited budget for themselves. Figure 2.6.12 shows that women spend only US\$ 1.9 per month for their personal needs (0.02 percent of the total amount of family's expenses).

Figure 2.5.12 Expenses for personal needs

Foodstuff consumption

The amount of foodstuff consumed is quite different not only between families but also between regions. Regional differences are caused by the location of residence and national, religious, and other traditions. A specific diet (quantity and quality of different foodstuff) of each family depends on the financial status of the family, tastes, and the level of health of its members, as well as the age structure. However, there are so-called medical rates of food consumption, and their infringement results in abnormalities in development and vital functions of a human being. One should not associate these medical rates with a basket of goods, which directly depends on the economic status of the region as a whole. These medical rates can be considered as the standard for the balanced nutrition. A specific amount and combination of proteins, fats, carbohydrates, minerals, and vitamins provide calories to a human being's organism, ensuring his mental and physical abilities.

The following situation was revealed in the process of analyzing foodstuff consumption in an average rural family in Tajikistan (Fig. 2.6.13).

Based on foodstuff consumption's data of an average rural family in Tajikistan, it may state that their nutrition is not good-balanced. Carbohydrates dominate in their nutrition at the expense of consumption of bread – 12.7 kg/month against a medical rate of 9.2 kg/month; however, there is the lack of proteins due to insufficient consumption of meat, milk, and eggs. Consumption of vegetables and fruit providing vitamins is also insufficient. All these defects in their nutrition are caused by the financial situation in families.

Monthly food consumption

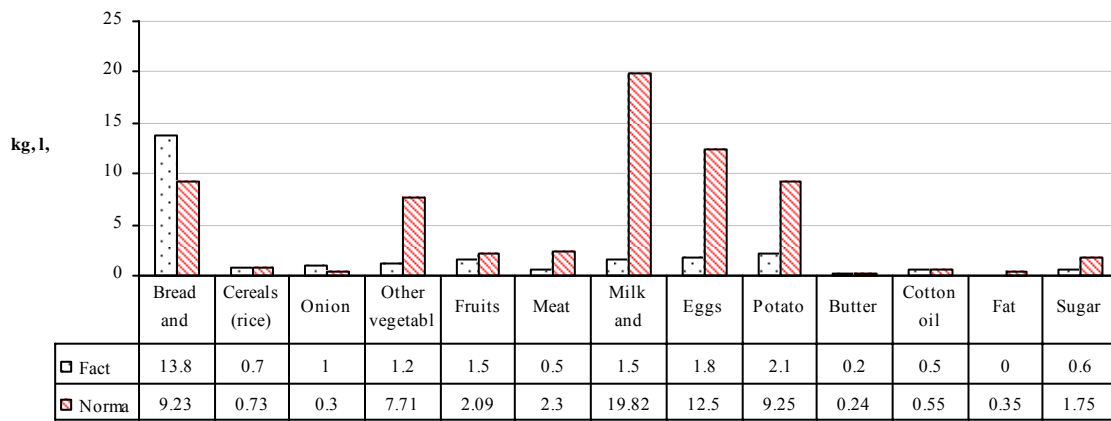


Figure 2.6.13 Monthly foodstuff consumption by one person

Financial problems in the rural families do not enable them to keep the sufficient amount of livestock in their yards for domestic consumption and this naturally affects the quality of their diet. Only 37 percent of respondents keep cows in their yards; 35 percent of respondents keep sheep; and just 28 percent of respondents have possibilities to keep poultry. As a result, rural families consume meat products four times less than according to the medical rates. There is the similar situation regarding vegetables, fruits, and dairy products.

Gender status in a family

As has shown the survey, an understanding of gender relations among the rural population is at the low level, because they do not know a meaning of the term “gender.” Nevertheless, Figure 2.6.14 shows that respondents (28.2 percent of men and 31.3 percent of women) have answered that a woman has equal rights. Traditional oriental parenting of girls (future wives and mothers) requiring to be obedient to a husband - master has exerted great influence on a way of life of most women. Therefore, more than half women (65.6%) consider their destiny as to be subordinated to men. However, declared equality and the leading role of woman, even at the level of the family, cannot be an indicator of actual equality for their rights if women economically depend on their husbands or other members of their family. Under conditions of poverty, this dependence increases many times. Only then, it is possible to speak about the equality and leading role of women when they have rights to manage the family’s budget according to their discretion and to make decisions. Such an approach takes place at both the family level and at higher levels of the social hierarchy. According to data of the gender survey, only 5 percent of rural women in Tajikistan have rights to manage the family’s budget according to their discretion and to make decisions in men opinion, and 2 percent in women opinion (Fig. 2.6.15). In most cases (according to the opinion of 53.5 percent of men and 54.5 percent of women), decisions concerning the family budget are jointly made. However, it seems that this is a result of the despondency of men and wish of women to support their husbands in the process of distribution of extremely scanty means of living. The right to participate in decision-making concerning purchase is an important indicator of the status of women in the family.

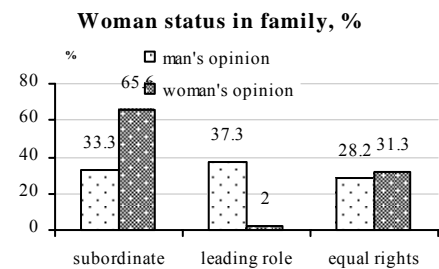


Fig. 2.6.14 Status of a woman in a family

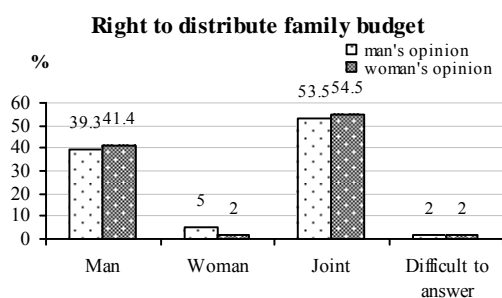


Figure 2.6.15 The right to plan the family budget

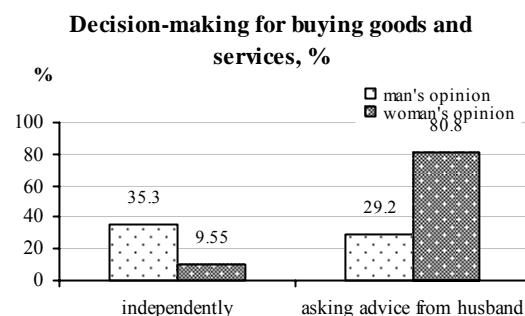


Figure 2.6.16 Decision-making regarding a purchase

In this case, procurement of non-routine goods and services for family's needs, most likely, is kept in mind. 29.2 percent of men and 80.8 percent of women answered that they make decision concerning purchase asking an advice of their spouses (Fig. 2.6.16). According to the above diagram, 35.3 percent of men and 9.55 percent of women consider that, each member of the family has the right for making decision concerning purchase independently.

Employment

An important matter of the gender problem is rural employment (both men and women). As was mentioned, the main sources of rural family's income in surveyed districts of Tajikistan (39.1%) is wage work in collective farms and in state organizations. As was identified, income of women is about half the income of men. However, if we take into consideration that a woman carries out actually all housekeeping works and duties including cooking, laundering, cleaning, and bringing up children, it become obvious that she is engaged considerably more than a man. In comparing with a man, a woman spends her time for housekeeping more than 3 times (Fig. 2.6.17). The diagram shows how much time per a week men and women are engaged in both socially useful works and housekeeping (Annex 7). In Table 2.6.5, we tried to show the time proportion in the workload on men and women in percent. Data of this table make it clear that men spend more time for a wage work (3.5 times) and working on their land plots (1.6 times), visiting a market (19 times), watching TV, meals, and sleeping (1.2 times).

Table 2.6.5 Weekly workload on men and women, in hours

Item	Women	Men	%
Wage work	6.12	21.22	3.5
Cooking	8.21		8.2
Cleaning a house and a courtyard, household works	7.3	6.99	1.0
Baby-minding	13.61	0.04	340.3
Laundering and washing up	6.96		7.0
Care of sick and aged people	0.4		
Visit of a market, purchasing	0.15	2.86	19.1
Work at a garden plot (cultivating a vegetable garden, harvesting forage etc.)	7.45	12.02	1.6
Domestic needs (supplying water, fuel etc.)	0.17	1.35	7.9
Communication with neighbors, paying a visit	1.87	1.39	1.3
Receiving guests, relatives, and friends	1.91	1.35	1.4
Devotions	0.06	0.1	1.7
Personal time	4.13	3.82	1.1
Watching TV, reading, hobby	9.22	10.65	1.2
Meals and sleeping	32.44	37.9	1.2

Occupation of men and women with household chores

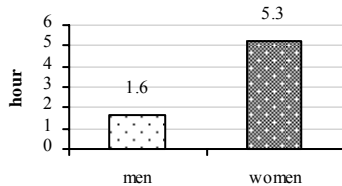


Fig. 2.6.17 Housekeeping input of men and women

Do you want to master your farm?, %

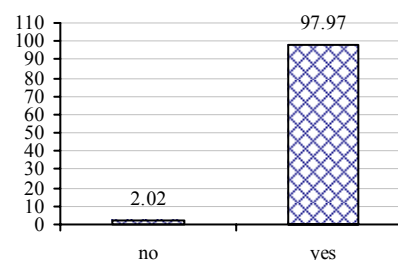


Fig. 2.6.18 Women who wish to manage their households

However, in spite of high housekeeping load and wage works in collective farms, Tajik women are ready to undertake responsibilities for managing their households.

Education and cultural aspects

The gender survey has shown that the level of education of peasants and their wives is rather high (Fig. 2.6.19). Their potential abilities are quite high, however, the existing economic situation does not allow their realization in full. It should be noted that most men and women with specialized secondary or higher education are in the age above 40 and have adult children. They obtained their professional skills prior to the beginning of the 1990s. Due to current conditions, most of them do not have the possibility to use their skill in the proper field of activity. Some of them are obliged to learn again in order to gain such a profession, which is called for at present. Women, for example, gain new professions such as bookkeeper, tailor etc. However, many rural inhabitants could not find possibilities for applying their professional skill, and should practice heavy manual agricultural works. 47.4 percent of respondents have secondary education i.e. they left a secondary school, 12.1 percent of respondents graduated from vocational schools, and 28.2 percent of respondents have higher or incomplete higher education. More than half men (61.6%) graduated from universities.

Educational standard, %

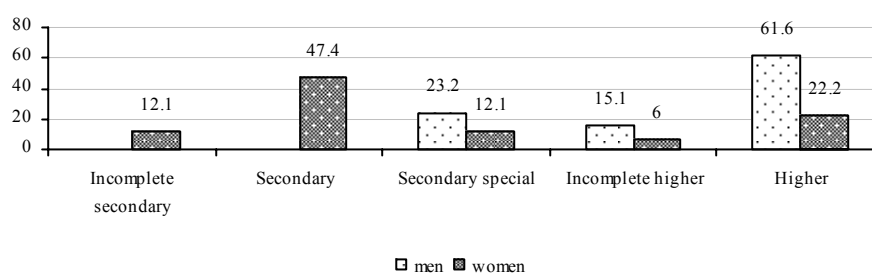


Figure 2.6.19 Educational qualification

Leisure and entertainment of rural inhabitants is rather monotonous (Figure 2.6.20). Due to the lack of functioning cultural institutions (cultural centers, clubs, cinema theatres etc.) most respondents have quite limited possibilities for valuable leisure. As entertainment, almost one hundred percent of inhabitants prefer watching TV and meetings with friends. Young people prefer mainly to visit clubhouses; at the same time, older people prefer to read newspapers.

Leisure patterns of rural people, %

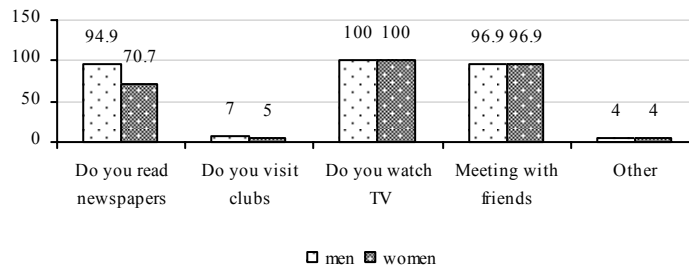


Figure 2.6.20 Kinds of rural inhabitants' leisure

Priority goals and personal features necessary for achieving success

Female respondents were asked to answer the following question: what goals do they have in their life? What does each woman aspire to in order to make sense of her life, to gain satisfaction, and to feel needed by her family and other people? Data of the gender survey shows that family's happiness, health and welfare are the leading goal for rural women, and active participation in the social life (interesting job, good education etc.) is the secondary aspect of their life (Fig. 2.6.21). Although it should be noted that some women have ambitious aspirations to obtain the recognition of those around them and to have their own power.

Priority goals, %

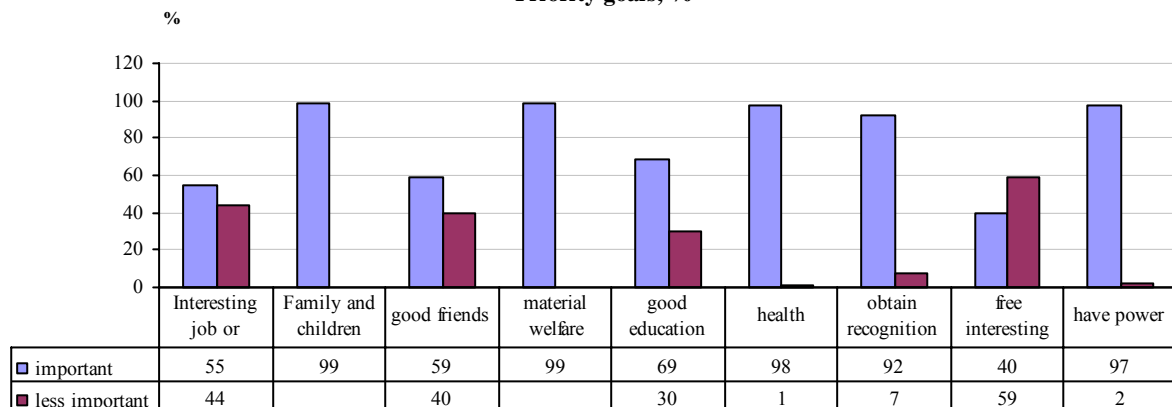


Figure 2.6.21 Priority goals

Merits necessary to achieve success, %

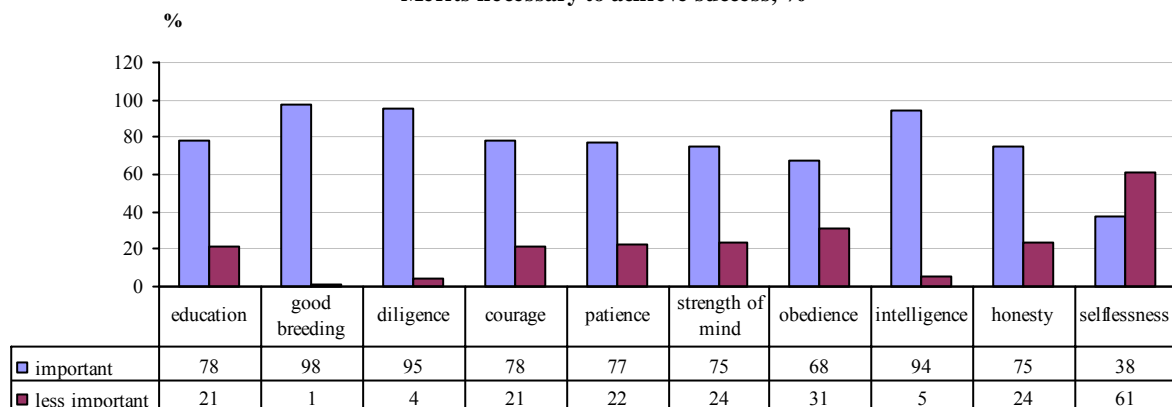


Figure 2.6.22 Personal features needed for achieving success

Women specified intellect, diligence, to be well-bred, honesty, adherence to principle, and education as chief personal features necessary for achieving success. They consider such features as strength of character, perseverance, selflessness i.e. those features that promote to be an active member of society as secondary features (Fig 2.6.22).

Water use

The water management organization renders services on domestic-potable water supply to the population, institutions, and organizations in the district (Fig. 2.6.23). The District Irrigation Scheme Management distributes water for irrigation at the level of main irrigation canals, and land reclamation services (irrigators) manage on-farm water distribution.

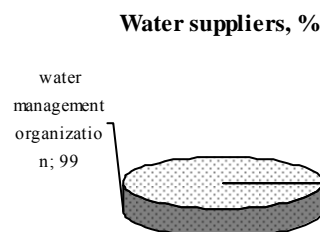


Fig. 2.6.23 Water supply organizations

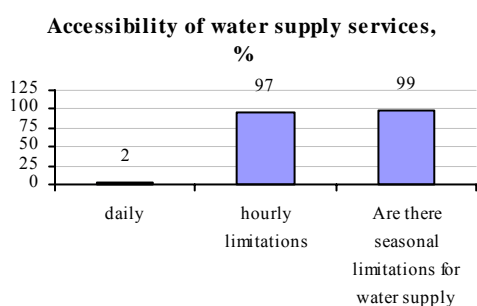


Fig. 2.6.24 Accessibility of water supply services, %

According to respondents, water supply services are

not always accessible, and the existing systems cannot provide regular water supply (Fig. 2.6.24).

The level of water supply is directly related to the seasonality, for example, in the winter period, pumps in artesian wells do not operate due to frequent interruptions in power supply. As a whole, it is possible to assert that water supply is not always even and regular. Only some households have the possibility to use the water-supply

systems regularly. As regards irrigation, one can assert that some villages do not face the problem of water deficit for water applications. Although there are seasonal and hourly limitations in water delivery, however, respondents consider that water is quite accessible even in the summer period. (Fig. 2.6.25).

According to 38 percent of respondents, water conflicts among inhabitants and between farms take place in the summer period (Fig. 2.6.26); however, these conflicts are settled with interference of the rural administration and aksakals (elders). The priorities are specified on the basis of mutual agreements, first of all, taking into consideration the needs and importance of water supply for specific uses. Although most respondents (78 %) consider that it is necessary to

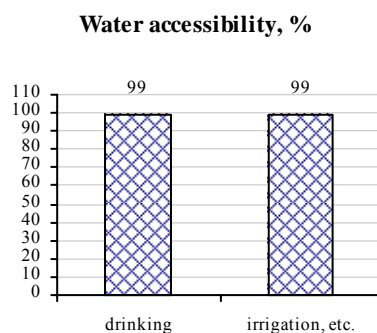


Fig. 2.6.25 Access to water, %

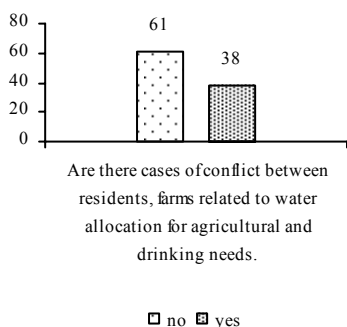


Fig. 2.5.26 Water distribution conflicts, %

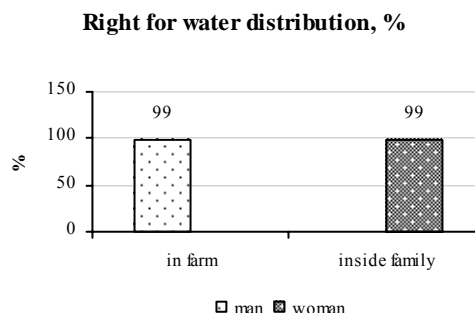


Fig. 2.6.27 Water allocation rights, %

put the water-saving technologies into practice of household water supply and irrigation, however, nobody can answer what measures should be employed for proposed water saving.

By the example of water allocation, it is possible to show that women have quite limited access to the decision-making process (Fig. 2.6.27). They can distribute water in own household but not at the farm level. Since they completely manage housekeeping, water use in households is the priority of women. It may be mentioned that women have quite uncertain ideas concerning water supply issues outside their own households.

Household water use

According to data of the gender survey, 59 percent of rural households have a water-tap in their yards (Figure 2.6.28). Inhabitants who do not have a water post in their yards take potable water from a water post in the neighborhood (39%), and only one percent of respondents take water from wells. Figure 2.6.29 shows that, in general, women are busy with domestic water supply (99%), and teenagers help them (97%). According to women, they spend for water supply from 20 minutes to one and half hour every day.

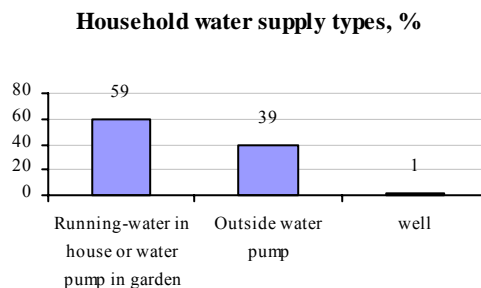


Fig. 2.6.28 Type of household water supply, %

Rural residents, who do not have a tap water in their yards, use different variants for water storage. They can use water-storing tanks made of standard reinforced concrete pipes installed vertically on the ground surface. Most rural inhabitants keep water in 50-liter aluminum flasks, buckets or other available tanks.

A very important aspect is sanitary conditions for water supply, and water quality and safety, which residents do not adequately realize. Water in wells, which they use, may be considered as safe for their health in principle. Figure 2.6.30 shows that answering the question concerning observance of sanitary standards, 99 percent of respondents consider that water completely meets the sanitary standards, at the same time, 53 percent of respondents consider that water delivery may create risks for their health. 46 percent of respondents consider that there are not any problems with water delivery.

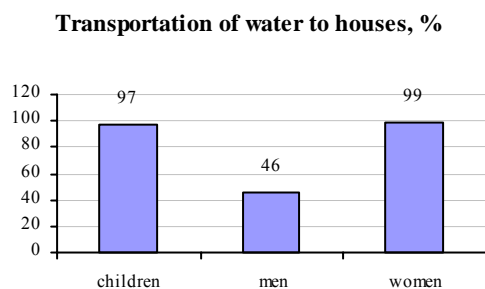


Fig. 2.6.29 Water delivery to households

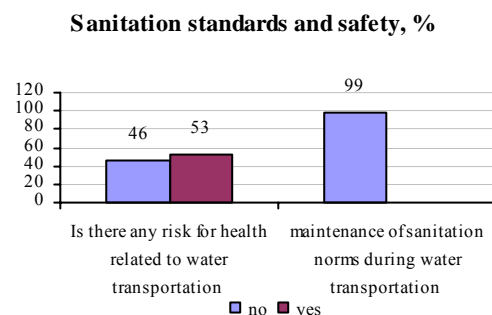


Fig. 2.5.30 Sanitary standards and water safety, %

Land use

Because Tajik peasants were united in collective farms, they have purely theoretical ideas about land rights (Fig. 2.6.31).

From 85 to 99 percent of respondents consider that only a man:

- allocates land plots for vegetable gardens;
- has access to agricultural machinery;
- has access to a market;
- has the priority in receiving credits;
- posses land and water rights;
- makes decisions in regard with a crop pattern in a farm; and
- has real access to a ready sale.

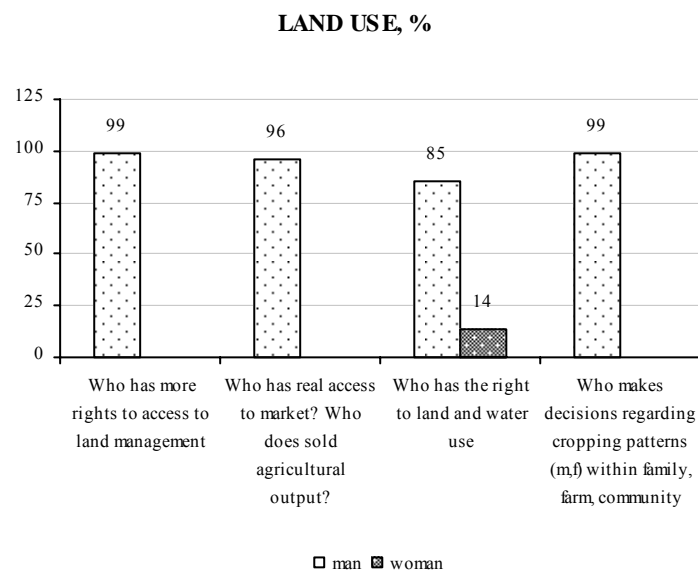



Fig. 2.6.33 Land use rights, %



2.7. Turkmenistan

General

Country: Turkmenistan

Capital: Ashgabat

Area: 491,200 sq km

Population: 6,298,800 people

Official state language: Turkmen

Religion: Islam

National currency: Manat

Location: in the southwestern portion of Central Asia.

Political system: - the republic consists of five provinces (veloyats).

Head of State: the President

Legislature: the Majlis (Assembly)

Executive authority: the Council of Ministers headed by the President.



International organizations: the Commonwealth of Independent States (CIS) (1991), the Economic Cooperation Organization (ECO) (1992), the Partnership for Peace Program of the North Atlantic Treaty Organization (NATO) (1994). The republic is also a member of the United Nations (UN), the Organization of the Islamic Conference (OIC), and the Organization for Security and Cooperation in Europe (OSCE).

Main industrial sectors: the extraction of natural gas, oil, mirabilite, and sulfur; oil-refining industry, chemical industry, power generation, machine-building industry, production of construction materials, light industry, and food industry etc.

Main agricultural sectors: cotton growing, grain farming, viticulture, market gardening, melon growing, sheep breeding, silkworm breeding etc.

GEOGRAPHY: Turkmenistan is one of five Central Asian countries, and is located in the southwestern portion of the region in the desert zone north of the Kopetdag Ridge of the Turkmen-Khorasan Mountain System, between The Caspian Sea on the west and the Amu Darya River on the east. Turkmenistan is bordered on the north by Kazakhstan and Uzbekistan, on the east by Uzbekistan and Afghanistan, on the south by Afghanistan and Iran, and on the west by the Caspian Sea.

CLIMATE: The climate of Turkmenistan is continental and extremely arid. Continental features of the climate are characterized by frequent and considerable changes of daily and annual meteorological elements, by aridity (too small atmospheric precipitation), by extremely low air moisture and negligible cloudiness. A short spring (since March till the first ten-day period of May) is characterized by a impetuous rise in temperature and frequent rains; the summer is long (since the mid of May till September) and extremely hot; transition from the summer to the autumn occurs insensibly, the first half of the autumn is similar to the summer, and only in the second half (October) there are sometimes short-term rains; the winter (since November till the end of January) is relatively warm and low-snowy.

The average annual temperature ranges from 21° to 34°C. At the same time, in the lowland part of the country, the average annual temperature varies from 11° to 13°C on the north to 15° to 18°C on the southeast. In mountains at an elevation of 1,500 to 2,000 m, the average annual temperature amounts to 7° to 10 °C. The coldest month is January; and the average daily temperature in January ranges from - 6°C on the northeast to + 3°C on the southeast, and +5°C on the most southwest.

Administrative division: there are five provinces: Akhal (Ashgabad), Balkan (Balkanabad, the former name is Nebit-Dag), Dashguz (former Tashauz), Lebap (Turkmenabad, the former name is Charjou), and Mary. Note: the names of administrative centers are given in parentheses.

Population: 6,298,800 people (Turkmens constitute the dominant ethnic group - 81 percent, Uzbeks - 9.0 percent, and Kazakhs - 1.9 percent). The Russian Diaspora amounts to more than 100,000 people.

Natural Conditions. Turkmenistan is one of five Central Asian countries, and is located in the southwestern portion of the region in the desert zone north of the Kopetdag Ridge of the Turkmen-Khorasan Mountain System, between The Caspian Sea on the west and the Amu Darya River on the east. The following coordinates define the geographic position: at latitudes between 35°08' and 42°48' north, and at longitudes between 52°27' and 66°41' east. The extension of the country from the west to the east amounts to about 1,100 km and from the north to the south – 650 km. Turkmenistan is bordered on the north by Kazakhstan and Uzbekistan, on the east by Uzbekistan and Afghanistan, on the south by Afghanistan and Iran, and on the west by the Caspian Sea.

The sandy deserts of the Turan lowland - the Central, Zaunguz, and South-Eastern Garagums (about 80 percent of the territory) - occupy the northern and central portions of Turkmenistan. The Akdzhakaya Depression, located in the Zaunguz Garagums in the north central part of the country, is the lowest point in the republic at 81 m below sea level. Mountains occupy almost 20 percent of the territory of Turkmenistan. The Kopetdag Mountains (up to 2,942 m above sea level) fringe the Garagum Desert along the country's southern border; detached ridges - Small Balkhan and Big Balkhan are located north of the Kopetdag Ridge. The piedmont plain fringes the Kopetdag Ridge on the north and closes in the Pre-Caspian Lowland on the west. On the south-east, the northern foothills of the Paropamiz Ridge – hills of Badkhyz (about 1,267 m above sea level) and Karabyl (about 984 m above sea level), which are divided by the Murgab River - “entry” into the Turkmenistan's territory. The highest point of the country (3,139 m above sea level, the Koytendag Mountains) is located on the east – spurs of the Gissar Ridge.

The climate of Turkmenistan is continental and extremely arid. Continental features of the climate are characterized by frequent and considerable changes of daily and annual meteorological elements, by aridity (too small atmospheric precipitation), by extremely low air moisture and negligible cloudiness. A short spring (since March till the first ten-day period of May) is characterized by a impetuous rise in temperature and frequent rains; the summer is long (since the mid of May till September) and extremely hot; transition from the summer to the autumn occurs insensibly, the first half of the autumn is similar to the summer, and only in the second half (October) there are sometimes short-term rains; the winter (since November till the end of January) is relatively warm and low-snowy.

Temperature Pattern. The average annual temperature ranges from 21° to 34°C. At the same time, in the lowland part of the country, the average annual temperature varies from 11°-13°C on the north to 15°-18°C on the southeast. In mountains at an elevation of 1500-2000 m, the average annual temperature amounts to 7° to 10 °C. The coldest month is January; and the average daily temperature in January ranges from - 6°C on the northeast to + 3°C on the southeast, and +5°C on the most southwest. Since May until September, the temperature during daylight hours exceeds +40°C. The temperature during daylight hours reaches its maximum in July. The absolute minimum

of temperature equals -36°C (Dashoguz Province), and the absolute maximum is +50.1°C (Repetek, South-Eastern Garagums).

Water Resources of Turkmenistan are formed by water flows of large (Amu Darya, Murgab, Tedjen, and Etrek) and small rivers, springs, and karizes, as well as by freshwater reserves of ground water.

Surface water

Rivers of Turkmenistan originate in Kopetdag, Paropamiz, and Pamiro-Altay mountain systems. The natural hydrographic network is presented by large transboundary rivers (such as Amu Darya Murgab, Tedjen, and Etrek) and 20 small rivers originated in the northern foothills of Kopetdag Ridge and in more than 350 dry ravines of Small Balkhan, Big Balkhan, and Koytendag. The total length of rivers that run over the territory of Turkmenistan amounts to 14,300 km. During storms, destructive mud-and-stone flows pass through dry ravines. In some dry ravines (Artyk, Adjidere, Avgez, and Obochay) momentary flow rates can reach up to 1,000 m³/sec. However, the average annual discharge of flood does not exceed 100 million cu m. One part of this flow rapidly evaporates, and another part replenishes the freshwater reserves of ground water. The flow of small rivers is used for municipal needs, water supply, and irrigation of agricultural crops. Gradually, from the south to the north of the country, the natural hydrographic network is replaced by man-made one (irrigation canals, drainage canals). The total extension of irrigation canals in Turkmenistan makes up 41,200 km including 33,200 km of on-farm irrigation network. The extension of the drainage network amounts to 35,500 km including 26,000 km of the on-farm drains. It is necessary to note that almost ninety-five percent of surface water resources are formed outside Turkmenistan, at the same time, water resources availability is determined not only by natural factors but by also economic activity of other countries. Most of water resources of rivers Tedgen and Etrek and a part of flow of the Murgab River and small rivers of the Eastern Kopetdag are diverted by riparian countries for irrigation.

Six riparian countries use water resources of the Amu Darya River: Afghanistan, Kazakhstan, Kyrgyzstan, Tajikistan, and Uzbekistan. The length of the Amu Darya River from the point of junction of rivers Vakhsh and Panj to its mouth is 1,409 km including 744 km that cross over the territory of Turkmenistan; the mean annual river flow at the Atamurat gauging station (within the country) make up 56.57 km³/year. The Amu Darya River provides 88 percent of surface water resources of Turkmenistan. The total volume of Turkmenistan's water resources amounts to 25 cu km.

Study areas.

Two provinces, six districts, and nine farms were selected for this gender survey (Table 2.7.1).

Table 2.7.1 Surveyed districts

Province	District	Farm
Akhal	Rukhbad	Geokcha
Mary	Sakarchaga	Gunesh
	Murgab	Chashdyn
	Vekilbazar	Vatan
	Turkmengacha	Nurana
	Garagum	Mekan
		Taze Daykhan
	Ak Altyn	Atabaev

The Akhal Province with the administrative center Ashgabad City consists of nine districts, two cities, and fifteen settlements. The Mary Province with the administrative center Mary City consists of eleven districts, five cities, and fifteen settlements.

The Garagum Canal that is the greatest hydraulic structure over the world (the total length of 1,380 km) plays an important role to meet the water needs. The man-made river that was constructed for irrigation purposes delivers water practically to

all industrial centers of the country including Ashgabad and Mary. The greatest changes in

development of productive forces in Turkmenistan were related to reformative “activity” of this man-made river, which united rivers Amu Darya, Murgab, and Tedjen into the one water system.

It should be mentioned that water resources of the Garagum Canal are ecologically clean because drainage water formed over the catchment area does not dispose into the Amu Darya River.

Households and their owners

One hundred households with 645 residents were surveyed. Figure 2.7.1 shows the ratio of men and women who head households.

Ratio between men and women, %

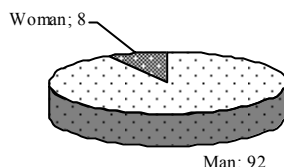


Figure 2.7.1 Proportion of men and women, %

General characteristics of households and their sizes

The basic part of irrigated land is used by dekhkans’ (peasants’) associations, which apply the advanced forms of lease relations. The main agricultural activity in these farms is based on signing a leasing contract. During years after gaining independence, considerable changes in the land use pattern took place. The class of landowners and agricultural entrepreneurs are in the process of forming.

The most successful farmers can receive a land plot as private property under the condition of providing high harvests during a few successive years. According to official statistics, about 249,000 hectares were transferred to citizens of Turkmenistan as property in land free of charge. Such an approach facilitates maximum mobilization of resources of individual farmers who would like to acquire property in land. As a rule, the most successful farmers achieve high harvests in contrast to farmers with “average potential.” However, there are also “careless” farmers who cannot provide even “average harvests.” These facts confirm that welfare of each individual family can be different.

The gender survey was carried out in households whose inhabitants are farmers (tenants). Each

family has its garden plot where they cultivate food crops and raise livestock. Figures 2.7.2 presents data (average data per one family in the district under consideration) on areas occupied by houses, garden plots, and fields. Figure 2.7.2 shows that, on average, a size of a yard including a house with adjoining sheds, cow-houses and other premises is 0.11 ha. This area is sufficient to raise ample quantity of cattle. An average area under a garden plot of one family amounts to 0.13 ha. The garden plots are used to cultivate vegetables both for domestic consumption and for market, and all members of the family cultivate their garden plot. Both women and men are engaged in fattening of cattle.

Average area of homestead, ha

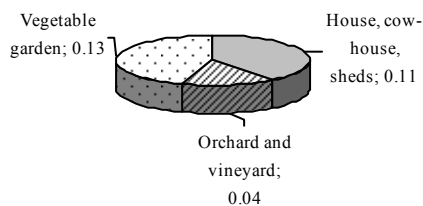


Fig. 2.7.2 Areas under houses and garden plots, ha

Fundamental changes took place in Turkmenistan during recent years. The consumer market is increasingly filled up by various kinds of national high-quality and ecological clean foodstuffs. By

this time, the population is completely supplied by dairy products, flour and other foodstuff made in Turkmenistan. At present, there are two types of agricultural production: public and private. In 2001, 76 percent of output was produced in the private sector. According to data of the Committee for Statistics of Turkmenistan, 98 percent of potato, 72 percent of vegetables, 78 percent of fruit, 90 percent of meat, 95 percent of milk, 93 percent of eggs, and 83 percent of wool are produced in the private sector.

The special attention is focused on agriculture since this is the most important sector of Turkmenistan's economy. During recent ten years, production relations have radically changed; the same can be referred to forms of ownership and developing private business. The Government promotes developing the agricultural sector in the form of granting preferential credits, exemption from taxes, 50-percent payment for material and technical services rendered to producers of cotton and wheat who fulfill their activity on the contract basis with the State.

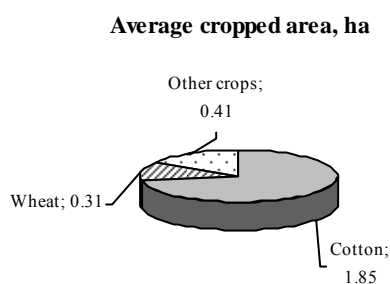


Fig. 2.7.3 Areas under crops, ha

One hundred percent of families have fields where they cultivate cotton, wheat, and other crops (potato, vegetables etc.). Fields' sizes are different and vary from one to five hectares. As a rule, the family rents cropland. Sometimes, a few families associate into cooperatives. Figure 2.7.3 shows that, on average, one family has about 3 hectares of cropland. The area under cotton occupies the basic portion of peasants' land. Vegetables and fruits grown on garden plots are quite diverse (Table 2.7.2). 89 percent of rural residents cultivate tomato on their garden plots, 69 percent – potato, and 37 percent – grape and other fruit and vegetables. With respect to poultry and livestock, the most families (87%) are engaged in raising hens; 69 percent of families are fattening cows (the second rank); and 68 percent of families are breeding sheep (Table 2.7.3).

potato, and 37 percent – grape and other fruit and vegetables. With respect to poultry and livestock, the most families (87%) are engaged in raising hens; 69 percent of families are fattening cows (the second rank); and 68 percent of families are breeding sheep (Table 2.7.3).

Table 2.7.2 Vegetables and fruits grown on garden plots

Vegetables and fruits	% of families engaged in their growing
Tomato	89.00
Potato	69.00
Onion	2.00
Apricot	15.00
Grape	37.00
Pomegranate	19.00
Corn	21.00
Persimmon	5.00
Others	68.00

Table 2.7.3 Livestock and poultry raised in households

Livestock and poultry	% of families engaged in their raising
Cows	69.00
Sheep	68.00
Goats	1.00
Hens	87.00
Ducks	1.00
Turkey cocks	5.00

Composition of a rural family

As a rule, the Turkmen rural family is numerous. An average size of the family amounts to six people (17 percent of families consist of 3 to 4 people, and 52 percent of families include from 7 to 14 people; remaining 31 percent consist of 4 to 5 people). Usually, the family consists of two spouses and children, whose number varies from one to seven. Sometimes, aged parents live together with them as well as the families of adult children. Table 2.7.4 shows a composition indicator of the average rural family (Column 2) and a percentage of its members (Column 3), if the total number of members living in a household is taken as 100 percent.

Table 2.7.4 Composition of an average rural

family

Family's members	Number	%
1	2	3
Husband	0.87	13.49
Wife	1.00	15.50
Children up to 7 years old	0.41	6.36
Children of 7-14 years old	1.26	19.53
Children of 4-18 years old	1.14	17.67
Children over 18 years old	0.84	13.02
Elderly members of the family	0.58	8.99
Husband	0.35	5.43

Birth rate

One of typical features of the modern demographic situation in Turkmenistan is the stable trend of decreasing the birth rate. The analysis of the quantitative composition of each rural family shows that after 1991 the birth rate curve drastically descends (Figure 2.7.4), and the birth rate decreased two and more times in comparing with the demographic situation in the beginning of the 1990s. It should be noted that prior to the beginning of the 1990s, fertility was rising, but latter the demographic situation has abruptly changed towards decreasing.

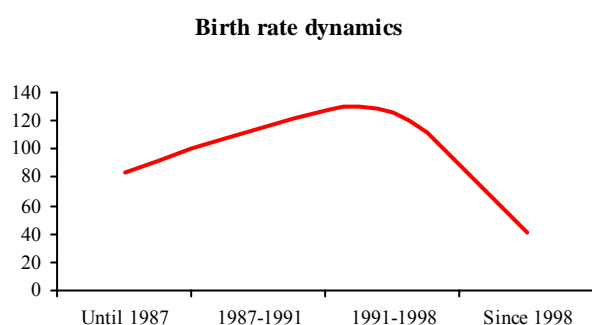


Figure 2.7.4 Birth rate dynamics

Turkmenistan is not an exclusion from the trends prevalent over the entire post-Soviet territory related to decline in the birth rate after disintegration of the Soviet Union. Decline in the birth rate is typical for both rural and urban areas. Infant mortality along with the birth rate is the important component of reproduction of population. In the future, increase in the average life interval is mainly related to reducing infant mortality during first and second year of life. Just in these ages, there are reserves for decreasing the

mortality rate, which can be realized in full.

The style of life and local traditions formed in the country during many years determine the rather large amount of children in the family. In spite of changes in the living conditions of Turkmen rural inhabitants, the deep-rooted opinion regarding an amount of children exists until now. Most respondents consider that an ordinary rural family should have, on average, 4 to 5 children (the opinion of 22.9 percent of men and 34 percent of women) or 5 to 6 children (the opinion presented by 21.8 percent of men and 19 percent of women) (see Figure 2.7.5).

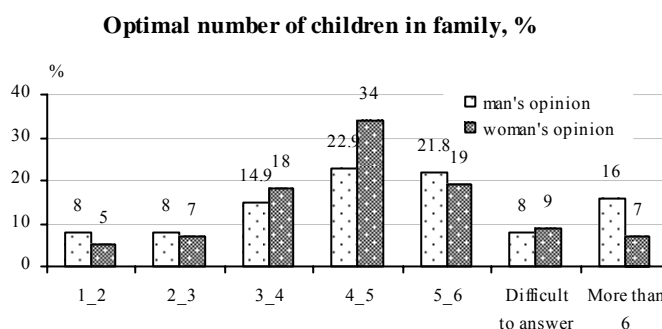
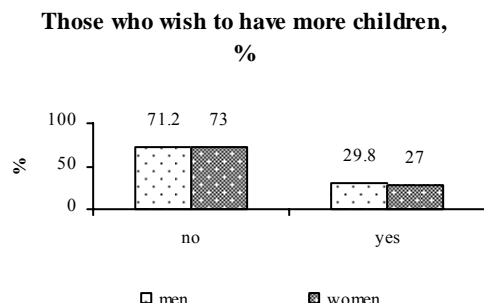


Figure 2.7.5 The optimal number of children in the family

This diagram shows that opinions of men and women regarding an amount of children are different a little. However, since an average age of surveyed men and women is 42 years it is possible to say that we deal with well-organized families with the sufficient number of children. Therefore, owing to their age, most men (71.2%) and women (73%) gave the negative answer to the question: «Do you want to have any more children? » (Figure 2.7.6), and only 27 percent of women are ready to give birth again.



Marriage age (nubility)

An important indicator of women’s status is the marriage age, since it is closely related to their reproductive ability. Both mothers and children undergo the high risk of death if a mother is too young (younger than 20 years) or relatively old (35 years and older). Figure 2.7.7 shows that 43 percent of women get married at the age under 20, and 34 percent of women at the age of 20 to 22. As a result, there are problems of early marriage, short intervals between childbirths (less than 2 years), and numerous childbirths (5 and more times). At the same time, men create their families mainly at the age of 20 to 25 (37.9 and 22.9 percent accordingly). In this age, men are ready, physically and morally, to create their family and to have children. By the time of marriage, they acquire a profession and are able to endow their families. However, there are a rather high percentage (28.7%) of early marriages of men.

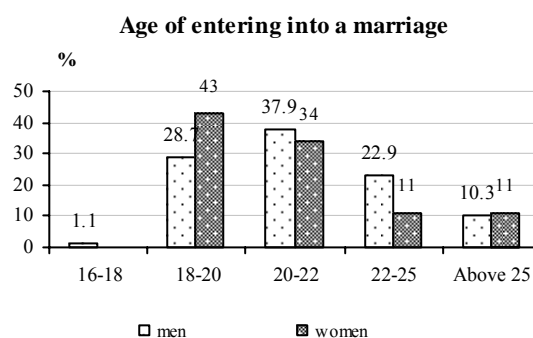


Figure 2.7.7 Marriage age

Economic aspects

Forming the rural family’s budget

According to selected data, main sources of households’ income (Figure 2.7.8) are the following:

- personal garden plots;
- labor at a permanent place of employment or temporary work for a wage, by one or all capable members of a family;
- state funds allocated to specific social groups of the population in the form of pensions, benefits, grants etc.; and
- secondary employment

Other sources of income do not play an essential role in the family budget. Main sources of income of rural residents in surveyed villages in Turkmenistan are the following: income generated on personal garden plots (42.3%) and wage works (36.5%). In this case, income generated on personal

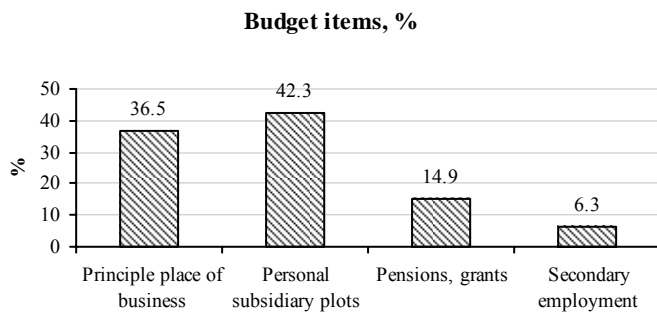


Figure 2.7.8 Forming the budget items

garden plots implies money resulting from sale of vegetables and fruit grown on as well as resulting from raising livestock and poultry in their households. With respect to income at a permanent place of employment, this is the income, which rural residents have owing to activity on the rented cropland and fattening livestock. The favorable conditions for developing cattle breeding are established in Turkmenistan. Exemption of taxes for keeping of livestock and poultry and transfer of most

livestock to the long-term leasing promoted stable and efficient development of this important sector of economy. Most rural women work in textile industry, one of rapidly developing sectors of national economy, or in kindergartens, hospitals, and schools.

Input of pensioners, and members of the family receiving state benefits into the family budget, on average, amounts to 14.9 percent. It should be noted that this income is exclusively based on payments to retired and disabled people in the form of state pensions and benefits. Income related to secondary employment amounts to 6.3 percent. However, it should be mentioned that only 4 percent of men and 0.4 percent of women have secondary employment.

Input of women into the family's budget (Fig. 2.7.9) approaches to that of men, in spite of the fact that usually in oriental countries the extent of women participation in activity in the public sector is lower than in other countries. This is related to national distinctive features and orientation of Asian women toward their families and children. However, input of women into the family's budget in Turkmenistan is higher than, for example, in Russia, Uzbekistan or Kazakhstan. Nevertheless, women are more engaged in housekeeping, and this workload is very heavy but is difficultly measured in money terms.

The greatest share of women's income (18.4%) is generated on the personal garden plots (Figure 2.7.10); their labor in full-time jobs generates only 4.7 percent of income.

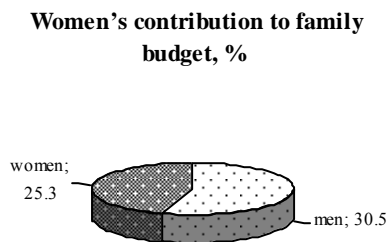


Fig. 2.7.9 Input of men and women into the budget

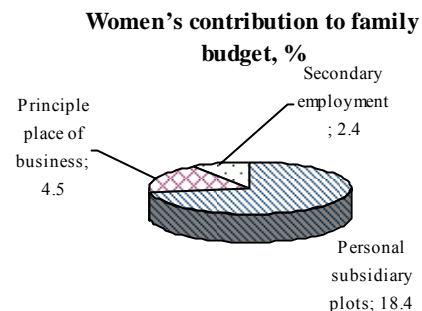


Fig. 2.7.10 Components of women incomes

Income per capita can be used as an indicator of the standard of living. It amounts to US\$ 108.4 per month in Turkmenistan. Only 0.1 percent of respondents gave a positive answer to the question: «Does current family income satisfy you? ».

Expenses of rural families

Earned income in rural families (Fig. 2.7.11) is mainly distributed between the needs of the family itself and the production costs. The production costs include expenses for developing garden plots, purchase of seeds, household implements, and young cattle for fattening, as well as expenses for soil treatment and crop growing. Figure 2.7.12 shows that the production costs amount to 25.3 percent of income.

In their turn, funds allocated for the needs of the family are used for financing a number of items necessary for supporting the family's life (Figure 2.7.12) that consist of the following:

- foodstuff;
- non-food items;
- household needs;
- medicines and medical services;
- public utilities services;
- education; and
- other expenses.

Distribution of income in families, %

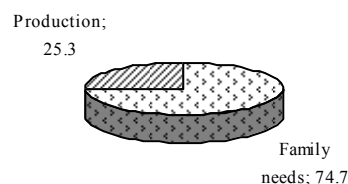


Fig 2.7.11 Family income distribution

Expenditures structure in average dehkan family, %

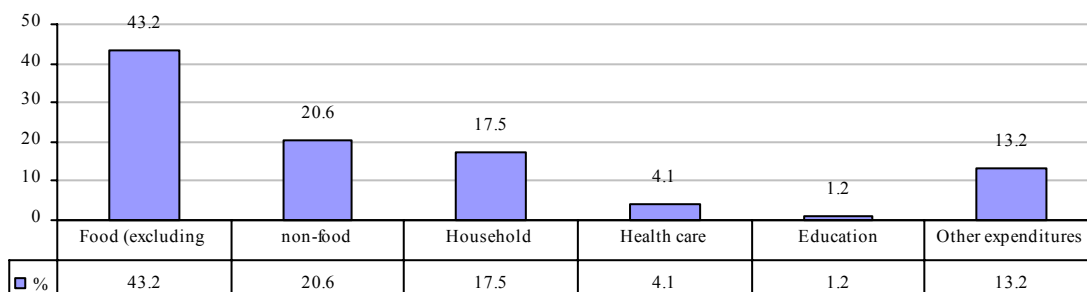


Fig 2.7.12 Income distribution in the rural family

As was mentioned with respect to other countries, expenses for foodstuff are a very important indication of family's welfare. If these expenses exceed 20 percent of income then the income cannot be considered as sufficient. In our case, expenses for foodstuff, on average, make up 43.2 percent of income.

However, it is necessary to note that the difference in expenses for food within the republic is considerable (from 15% to 95%) The proportion of families whose expenditures for food do not exceed 15 to 20 percent is negligible, only 8 percent of all surveyed families. Expenses for education and medical services (1.2% and 4.1% correspondingly) are also extremely small. Taking into consideration our attention to gender aspects, expenses of men and women for their own personal needs (for example, expenses for hygienic materials etc.) are of

Expenditures for personal needs, \$ US

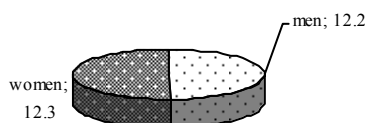


Figure 2.7.13 Expenses for personal needs

interest. Men and women cannot satisfy their personal needs in full; these figures are rather small in Turkmenistan and amount to US\$ 12.2 for men and US\$ 12.3 for women on average (Fig. 2.7.13).

Foodstuff consumption

The amount of foodstuff consumed is quite different not only between families but also between regions. Regional differences are caused by the location of residence and national, religious, and other traditions.

A specific diet (quantity and quality of different foodstuff) of each family depends on the financial status of the family, tastes, and the level of health of its members, as well as the age structure. However, there are so-called medical rates of food consumption, and their infringement results in abnormalities in development and vital functions of a human being. One should not associate these medical rates with a basket of goods, which directly depends on the economic status of the region as a whole. These medical rates can be considered as the standard for balanced nutrition. A specific amount and combination of proteins, fats, carbohydrates, minerals, and vitamins provide calories to a human being's organism, ensuring his mental and physical abilities.

The following situation was revealed in the process of analyzing foodstuff consumption in an average rural family in Turkmenistan (Fig. 2.7.14).

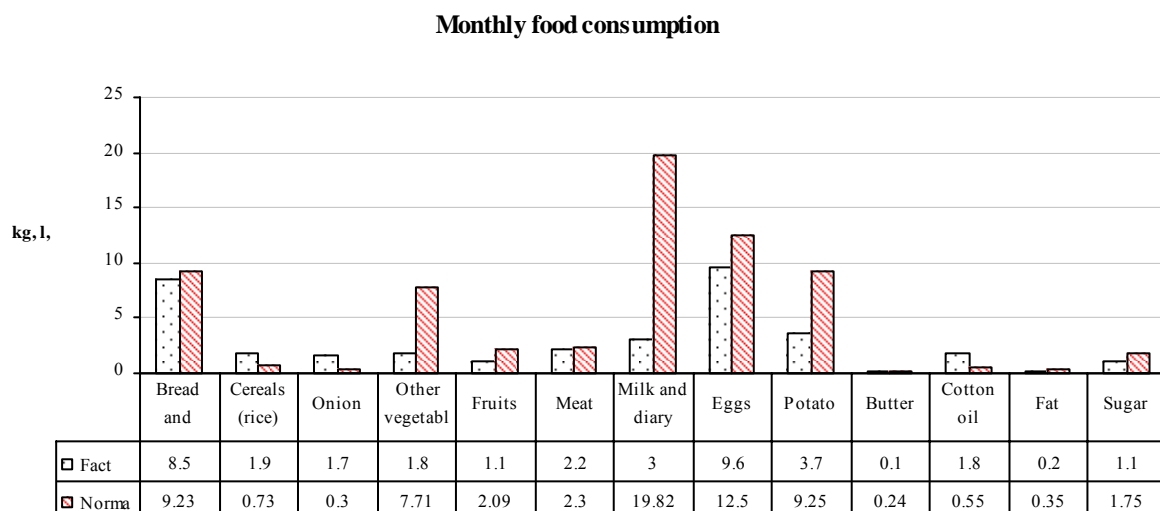


Figure 2.7.14 Monthly foodstuff consumption by one person

Nutrition in an average rural family in the surveyed districts of Turkmenistan is rather peculiar. Kazakhs are always considered as cattle-breeders, and therefore meat consumption is approaching to the nutrition norms in their diet (actual consumption makes up 2.2 kg/month against 2.3 kg/month according to the norms), but consumption of other food containing proteins, such as dairy products, eggs etc. is considerably less than rates. Carbohydrates are mainly consumed in the form of bread and bakery items, and consumption of sugar and vegetables is less than biological rates. Consumption of fruits is at an acceptable level. Such nutrition cannot be considered as a completely balanced diet.

Gender status in a family

As has been shown in this survey, opinions of men and women on woman's status are different. 70.1 percent of men and 52 percent of women define the role of women as "subordinated persons", and only 28.7 percent of men and 33 percent of women consider the position of a woman as equal to a man (Figure 2.7.15). 15 percent of women consider that they play the leading role; however, in this case, single women are, as a rule, heads of families. An

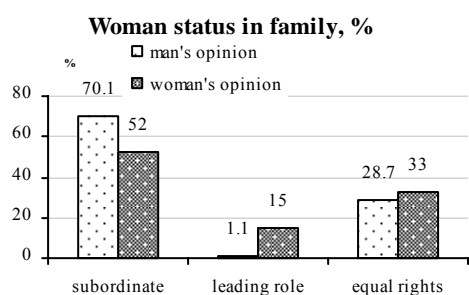


Fig. 2.7.15 Status of a woman in a family

consider that only men can do it. 22.9 percent of men and 50 percent of women think that all decisions regarding expenses should be jointly made (Figure 2.7.16).

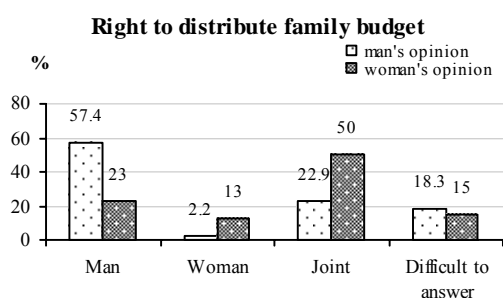


Figure 2.7.16 The right to plan the family budget

indicator of actual equality in rights of women within families can be the right to manage the family's budget according to her discretion i.e. to have access to financial resources, and to make decisions. A woman can possess this right if she has economic independence from her husband or other members of her family. As mentioned above, the income of women is approaching to the income of men. However, only 2.2 percent of male respondents and 13 percent of female respondents consider that women have the right to manage the family budget, 57.4 percent of men and 23 percent of women

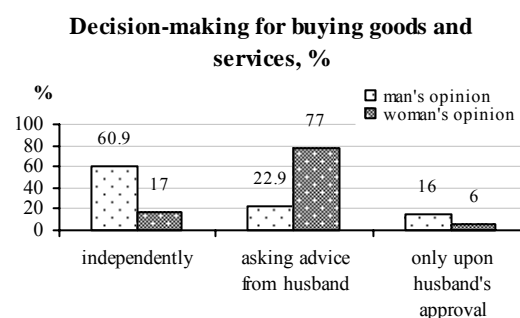


Figure 2.7.17 Decision-making regarding a purchase

The right to participate in decision-making regarding purchase is the important indicator of the status of women in a family. In this case, purchasing of goods and services (regardless their costs) for family's needs is kept in mind. According data of this survey (Figure 2.6.17), the overwhelming majority of men (60.9%) answered that that they singly make decision concerning different purchases, 22.9 percent of men consider that women should ask advice of their husbands before making any purchase, and 16 percent of men consider that that women can make a purchase only after receiving the permission of their husbands. In these cases, self-dependence of women is not permissible.

Labor and employment

Employment of rural men and women

Findings of the gender survey show that in a rural family, both spouses are actual and necessary "bread-winners." It allows speaking about the almost equal responsibilities of men and women for welfare of their families. The analysis performed enables us to draw a conclusion that women are working in the public sector, in farms, and on personal garden plots, and, at the same time, they are busy in all housekeeping work and duties such as cooking, laundering, cleaning, and care for children and aged people. However, in spite of the time deficit, women actively participate in public production. A woman, who is engaged in managing her personal garden plot under conditions of lack of specific machinery and sufficient funding and in housekeeping, which cannot be evaluated in money terms, apparently has the income in cash equivalent practically equal to that of a man. Thus, one can say that rural women are engaged both in producing agricultural output and in housekeeping. As a rule, if women are working in the public sector, they work at low-paying jobs.

Time budget

We asked respondents to describe their daily routine in order to have more detailed information on the division of labor between men and women in the rural area regarding both income-generating activity and housekeeping. Annex 6 shows data averaged through the week.

The key matter of the gender problem is rural employment (both men and women). As has been mentioned, the main sources of rural families' income in surveyed districts of Turkmenistan are incomes generated from farming on the rented land plots and on their personal garden plot. As it proved, the income of women is approaching to the income of men. However, if we take into consideration that a woman carries out actually all housekeeping works and duties including cooking, laundering, cleaning, and bringing up children, it become obvious that she is engaged considerably more than a man. In comparing with a man, a woman spends her time for housekeeping more than 6 times (Fig. 2.7.18).

The diagram shows how much time per a week men and women are engaged in both socially useful works and housekeeping (Annex 6). In Table 2.7.5, we tried to show the time proportion in the workload on men and women. Data of this table make it clear that men spend more time for a wage work (4.6 times); women spend more time for works on their personal garden plot (1.1 times). Men are busy with visiting a market, watching TV, and fulfilling devotions more than women.

Women spend for cooking, laundering, washing, and nursing, on average, more than 9 hours a week in contrast to men, who practically do not do these activities.

Occupation of men and women with household chores

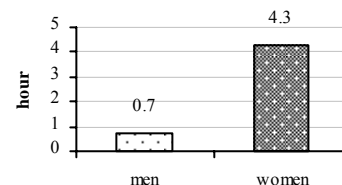


Fig. 2.7.18 Housekeeping input of men and women

Table 2.7.5 Weekly workload on men and women

Item	Women	Men	%
Wage work	5.43	25.17	4.6
Cooking	12.21		12.2
Cleaning their house and a courtyard, household works	5.75	3.65	1.6
Baby-minding	7.70	0.34	22.6
Laundering and washing up	5.97		6.0
Care of sick and aged people	1.75	0.33	5.3
Visit of a market, purchasing	0.73	0.97	1.3
Work at a garden plot (cultivating a vegetable garden, harvesting forage etc.)	17.08	15.17	1.1
Domestic needs (supplying water, fuel etc.)	0.33	0.49	1.5
Communication with neighbors, paying a visit	1.56	1.83	1.2
Receiving guests, relatives, and friends	1.02	1.63	1.6
Devotions	0.24	0.88	3.7
Personal time	4.28	3.51	1.2
Watching TV, reading, hobby	5.30	4.67	1.1
Meal and sleep	45.61	41.37	1.1

Based on above, it is possible to draw a conclusion that in the overwhelming majority of families, a woman carries out housekeeping duties. She makes her input in the form of manual labor for maintaining some comfort and cleanness in her house and cooking in spite of her work in the public sector and on her own personal garden plot. It is the fact that women practically do not have time for valuable leisure and entertainment. Regardless of anything, 99 percent of Turkmen women gave a positive answer to a question concerning their wish to manage their households (Fig. 2.7.19). This confirms that potentially women are ready to manage their households, and women consider that they can do it no worse than men.

Do you want to master your farm?, %

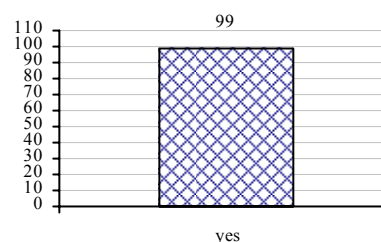


Fig. 2.7.19 Women who wish to manage their households

Education and cultural aspects

This survey has shown that the level of education of rural inhabitants is relatively low (Fig. 2.7.20). Most of all men (83.9%) and women (77%) that live in the region under consideration have secondary education, i.e. they left secondary school but did not have opportunities to continue their training in special secondary or higher education institutions. As has been mentioned, the average age of respondents equals to 42 years i.e. their young years have contemporized with the period of fundamental transformations in the country and receiving good education was problematic.

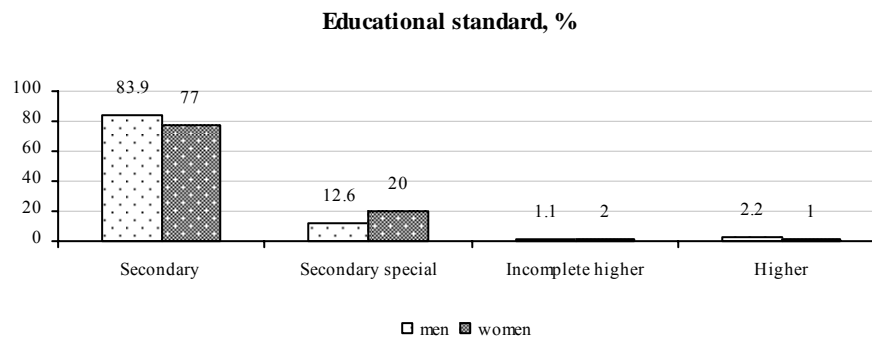


Figure 2.7.20 Educational qualification

The present-day phase of developing the national system of education is related to the new policy of the President of Turkmenistan in the field of education. According to the adopted law “On Education,” the following principles of developing the national system of education were specified to be the basis for the transition period and outlook:

- Accessibility of all forms and types of educational services provided by the State for each citizen;
- Equal rights of each citizen to actualize his capabilities and talent in full;
- Educational services in the public educational institutions should be free of charge;
- Intimate links with national history, culture, and traditions;
- The secular education in the state educational institutions;
- Integration with science and production;
- Co-ordination with educational systems of other countries; and
- Flexibility of the educational system.

Each citizen of Turkmenistan can receive free of charge education within the framework of the state standard. At the same time, the first and second levels of education (secondary school) are mandatory for all. The high share of the state expenses (on average, ninety percent) provides accessibility of all forms and types of educational services. At present, equal access of all citizens independently of gender, nationality, and social origin to educational institutions is ensured in Turkmenistan. Although most of institutions of higher education are situated in Ashgabad, the open enrolment is implemented according to quotas that take into account the needs of regions (provinces) and based on interviews carried out locally. There are some direct and indirect limitations, as all over the world, related to the potential of educational institutions and ever-growing demand for a number of professions, also there is the age requirement.

However, during recent years, in spite of potential opportunities, decrease in the amount and share of women who are studying in institutions of higher education and special secondary education takes place and can results in lowering their educational level. Shifts in professional orientation of women are observed.

The share of women who are studying in institutions of higher education, which train specialists for such economic sectors as industry, construction, transport, communication, agriculture, public health, physical culture, and sport has increased. At the same time, the share of women who are studying in institutions of higher education, which train specialists for such economic sectors as economy, jurisprudence, education, arts and cinematography has decreased. In other words, the professional background of women has natural-scientific and technical tendency, and according to the international practice, this has to facilitate increasing their salary.

Leisure and entertainment of rural inhabitants is rather monotonous (Figure 2.7.21). Due to the lack of functioning cultural institutions (cultural centers, clubs, cinema theatres etc.) most respondents have quite limited possibilities for valuable leisure. As entertainment, almost one hundred percent of inhabitants prefer watching TV and meetings with friends

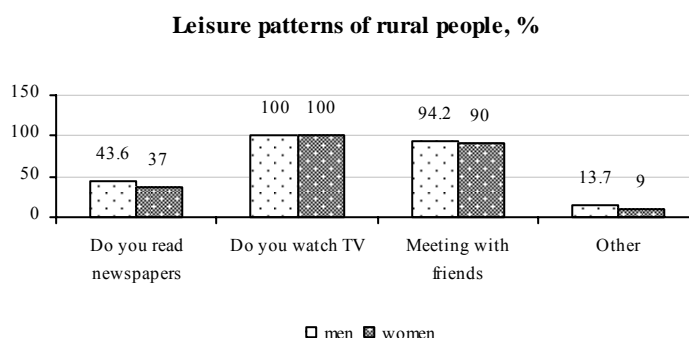


Figure 2.7.21 Kinds of rural inhabitants' leisure

All these tendencies take place on the background of renaissance of Turkmen people's traditions. At present, developing arts in Turkmenistan is also on the rise owing to the policy conducted by the Government of the country. However, to a greater or lesser extent, this refers to urban inhabitants. In villages, as before, their residents have the very limited opportunities for leisure and entertainment.

Medical care

Reforms of public health in Turkmenistan envisage, on the one hand, reservation of guaranteed free of charge medical aid in the state institutions, and on the other hand, reorganization of the existing medical network, reform of medical education, social security of public health's employees, introduction of insurance medicine and paid medical services, as well as developing private medical services and production of medicines. Thus, the state specifies and ensures the minimum necessary for all citizens, and proposes a set of reasonably paid medical services that are completely adjusted with provisions of the UN Declaration on Human Rights regarding "vital human needs." As needed, the ensured minimum may be supplemented with other social measures. Implementing the National Program "Health" approved by the President should result in considerable changes in the public health sector and promote measures for improving population's health in the country. However, rural inhabitants are not covered by these reforms in full. They do not have the specialized medical aid posts in their residential area and, therefore, they have to go to a polyclinic or a hospital in the regional administrative center to receive qualified medical services. Data of the gender survey shows that only 8.5 percent of women and 14.9 percent of men are satisfied by existing medical services (Fig. 2.7.22). 54 percent of women and 48.2 percent of men found difficulty in answering given questions. Such results confirm that medical care in Turkmenistan is unsatisfactory yet.

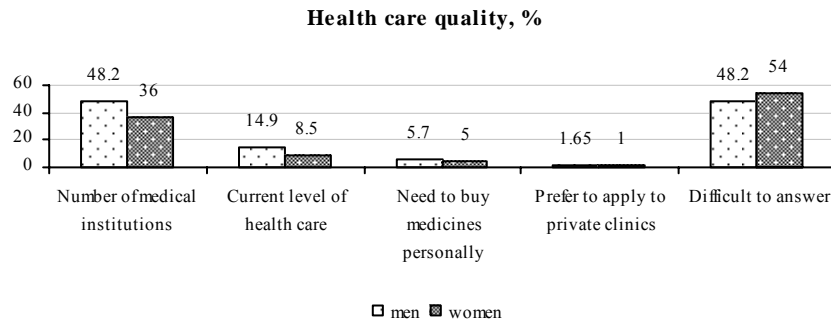


Figure 2.7.22 The extent of satisfaction by medical care quality

Priority goals and personal features necessary for achieving success

Female respondents were asked to answer the following question: what goals do they have in their life? What does each woman aspire to in order to make sense of her life, to gain satisfaction, and to feel needed by her family and other people? Data of the gender survey shows that family’s happiness and welfare are the leading goal for rural women, and active participation in the social life is the secondary aspect of their life (Fig. 2.7.23).

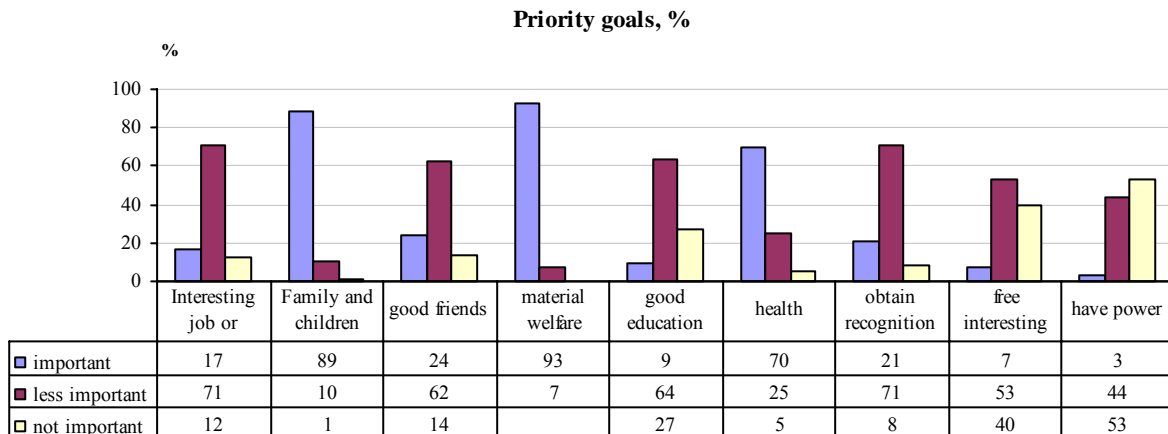


Figure 2.7.23 Priority goals

Women specified intellect, diligence, to be well-bred, honesty, adherence to principle, and education as chief personal features necessary for achieving success. They consider such features as strength of character, perseverance, selflessness i.e. those features that promote to be an active member of society as secondary features (Fig 2.7.24).

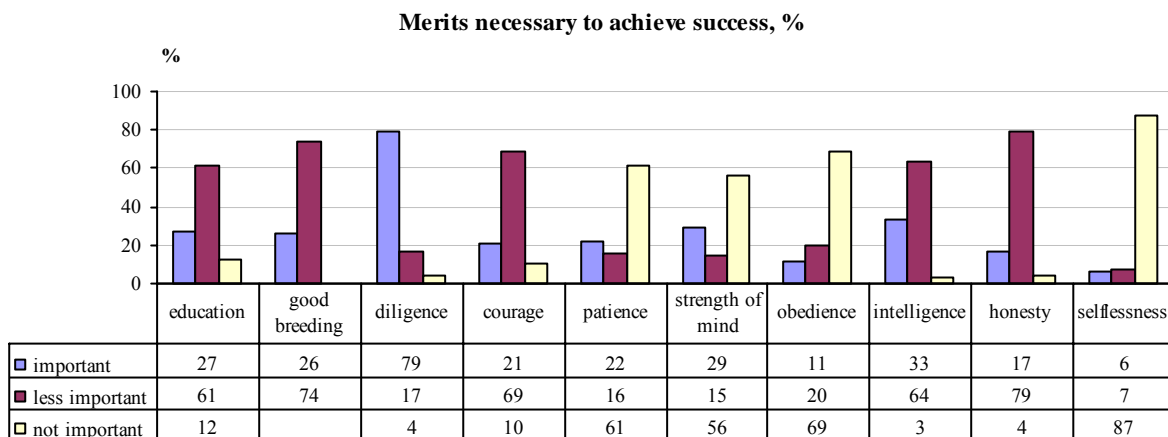


Figure 2.7.24 Personal features needed for achieving success

Water use

The water management organization renders one hundred percent of services on domestic-potable water supply to the population, institutions, and organizations of districts where irrigation water is a main source of water supply (Fig. 2.7.25). Not all rural residents in study regions faced water use problems equally. The level of water supply is directly related to the seasonality, for example, there are irregularities of water supply in the spring-summer period. As a whole, it is possible to assert that water supply is not always equal and regular (Fig 2.7.26).

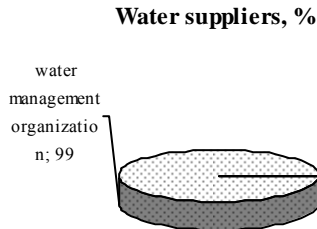


Fig. 2.7.25 Water supply organizations

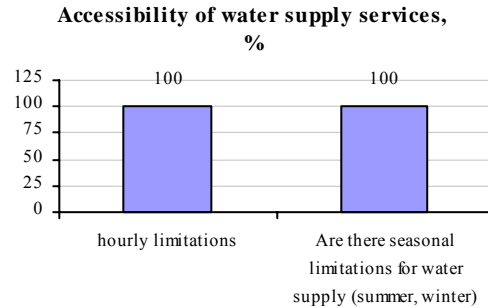


Fig. 2.7.26 Accessibility of water supply services, %

One hundred percent of respondents consider that there are both seasonal and hourly limitations in water supply. At the same time, although one hundred percent of respondents answered that there are both seasonal and hourly limitations in water supply, one hundred percent of respondents consider that potable water and water for irrigation are quite accessible in the summer period (Fig. 2.7.27).

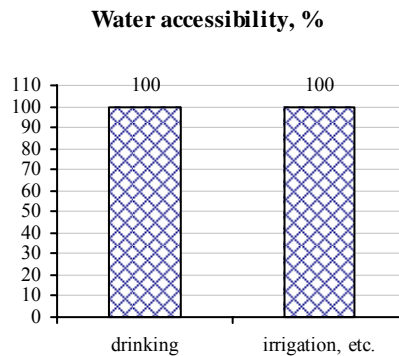


Fig. 2.7.27 Access to water, %

According to 98 percent of respondents, there are not water conflicts among inhabitants in the summer period (Fig. 2.7.28). Most respondents (80%) consider that it is necessary to put the water-saving technologies into practice both in domestic water use and in irrigation.

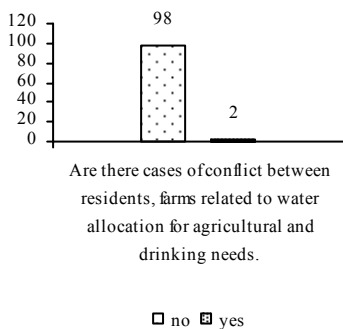


Fig. 2.7.28 Water distribution conflicts, %

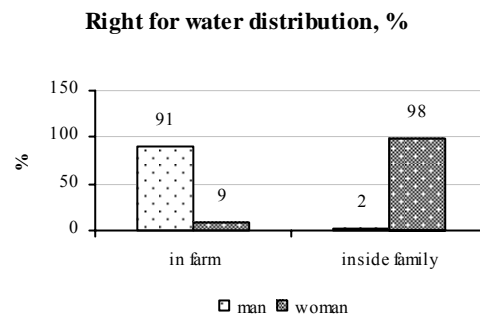


Fig. 2.6.29 Water allocation rights, %

By the example of water allocation, it is possible to show that women have quite limited access to the decision-making process (Fig. 2.7.29). They can distribute water in their own household (98%) but not at the farm level. Since they completely manage housekeeping, water use in households is the priority of women. It may be mentioned that women have possibilities to distribute water at the farm level only in 9 percent of cases.

Paid water use was introduced in the republic, but respondents do not point a size of payment. Therefore, fee in money terms величина is not shown.

Household water use

According to data of the gender survey, 47 percent of rural households have a water-tap in their yards (Figure 2.7.30). The overwhelming majority of respondents who do not have a water post in their yards take potable water from wells. Figure 2.7.31 shows that teenagers are mainly busy with domestic water supply (49%). Men (31%) and women (35%) also participate in domestic water supply. Families that do not have a water-tap in their yards spend for water supply from 15 minutes to one hour every day.

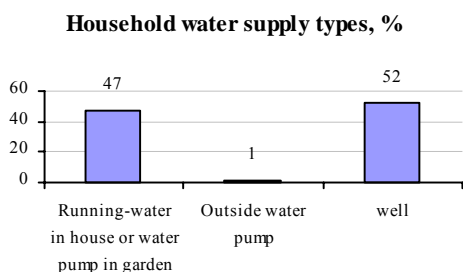


Fig. 2.6.30 Type of household water supply, %

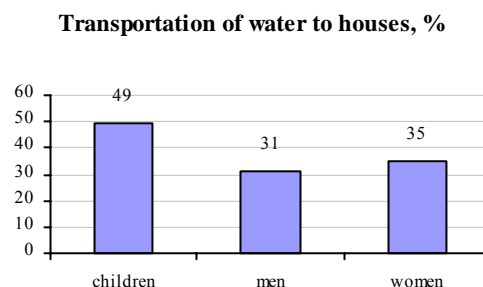


Fig. 2.6.31 Water delivery to households

Options for water storage are approximately the same. Everyday, water is filled and stored in big metal flasks or in other adequate tanks. A very important aspect is sanitary conditions for water supply, and water quality and safety, which residents do not adequately realize. Water that they use and the way of its delivery to households are not always secure for their health. Most rural residents consider that it is enough to boil water, and it will meet all water safety standards. Figure 2.6.32 shows that practically nobody has any information on water quality consumed.

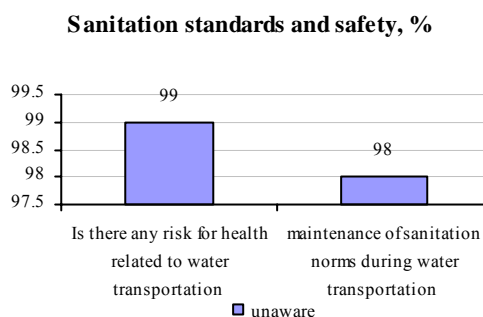


Fig. 2.7.32 Sanitary standards and water safety, %

Land use

Because rural residents are tenant farmers in a practical manner, they have quite certain ideas about priority rights regarding land ownership (Fig. 2.7.33).

From 86 to 91 percent of respondents consider that only a man:

- allocates land plots for vegetable gardens;
- has access to agricultural machinery;
- has access to a market;
- has the priority in receiving credits;
- posses land and water rights;
- makes decisions in regard with a crop pattern in a farm; and
- has real access to a ready sale

A scanty percentage of respondents (25.7%) considers that women may make decisions concerning a crop pattern only in their households.

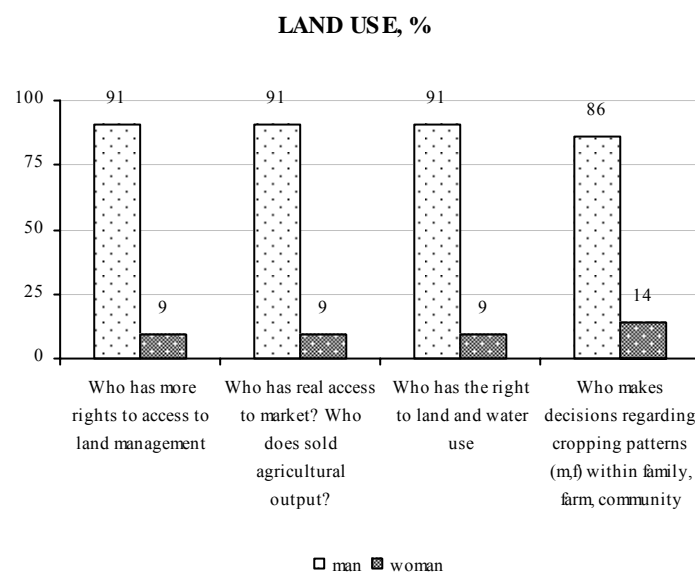


Fig. 2.7.33 Land use rights, %



2.8. Uzbekistan

General

Country: Uzbekistan

Capital: Tashkent

Area: 447,400 sq km

Population: 26,410,416 inhabitants (estimated in 2004)

Official state language: Uzbek

Religion: Islam

National currency: Uzbek Som

Location: the republic in the central part of Central Asia

Political system: the republic consisting of 12 provinces and the Autonomous Republic of Karakalpakstan

Head of State: the President

Legislature: the Oliy Majlis.

Executive authority: a Cabinet of Ministers headed by the Prime Minister

International organizations: Uzbekistan joined the Commonwealth of Independent States (CIS) in December 1991 and was admitted as a member of the United Nations in 1992; the member of the Central Asian Cooperation Organization (CACO) since 2001 and of the Organization for Security and Cooperation in Europe (OSCE) and the Partnership for Peace (PFP) program of the North Atlantic Treaty Organization (NATO) (1994)

Main industrial sectors: power generation, light industry, flavoring industry, chemical industry, gas-and-oil producing industry, machine-building industry, nonferrous metallurgy, steel works, extraction of brown coal, coal, sulfur, ozocerite, table salt etc.

Main agricultural sectors: cotton growing, grain farming, fruit growing, viticulture, vegetable growing, melon-growing, sheep breeding, silkworm breeding etc.

CAPITAL: Tashkent

POPULATION: about 26 million people, the two-thirds Uzbeks, and the others: Russians, Tajiks, Kazakhs, Tatars, Karakalpaks, Koreans, and representatives of other nations.

GEOGRAPHY: the republic in the central and northwestern portions of Central Asia, bordered on the west and north by Kazakhstan, on the east by Kyrgyzstan, on the southeast by Tajikistan, on the south by Afghanistan and Turkmenistan, and on the northwestern by the Aral Sea. The total area is 447,400 sq km.

CLIMATE: Uzbekistan has a harsh continental climate. Average daily temperatures in January range from -6° to 2°C and in July from 26° to 32°C, although temperatures can be much more extreme, precipitation ranges from 80 mm per year in desert plains to 1000 mm in mountains.

OFFICIAL STATE LANGUAGE: Uzbek.

NATIONAL: Som.

RELIGION: the most believers are primarily Sunni Muslims of the Hanafi school; there are also Christians.

POLITICAL SYSTEM: Uzbekistan is the republic. Head of State and Government is the President. Legislature is the Oliy Majlis. Uzbekistan is a member of the Commonwealth of Independent States.



Study areas

Kuva District of Fergana Province was selected for this gender survey. Kuva District is located in the southeastern portion of Fergana Province 40 km northeast of Fergana City, which is the province administrative center. The district is bordered on the west and southwest by Fergana District, on the northwest by Tashkak District of Fergana Province, on the north by Boz District, on the east by Markhamat District of Andijan Province, and on the south and southeast by Osh Province of Kyrgyzstan. The summer here is hot and dry; precipitation is not more than 100 mm, frequent hot winds (garmsil) dry up soils; the winter is mild. Rivers Isfayram and Chakhimardan are important for water supply and, in addition, such canals as the South Fergana Canal, irrigation canal named after Akhunbabaev, and Big Fergana Canal (on the north of the district) run through the district; moreover, the Karkidon Reservoir was built here. Natural conditions in Kuva District are favorable for growing cotton and other heat-loving crops, however, due to soil conditions proper land treatment is necessary.

Historical Information: This administrative district was established on September 29, 1926. Its total area amounts to 437 sq km. The Administrative center is Kuva Town (since 1939) that has the remarkable history according to evidences of archeological finds and numerous historical documents.

Population: At present, the number of residents is about 186,400 people, and, on average, the population growth makes up 1.1 percent per year.

Economy: The basic industrial enterprises (gin, flourmill, tinned food factory, bread-baking plant, furniture plant etc.) are mainly concentrated in the district administrative center (Kuva) and based on processing agricultural output of cotton growing, grain farming and other farming productions; in addition, there are haulage contractors, public service establishments, and two joint ventures in the district. There is the quite developed network of highways with asphalt paving in the district. Irrigated and partly rain-fed farming with specialization in cotton growing and silkworm breeding mainly present the agricultural sector. More than half land resources are available for agricultural activity. As of July 1, 2004, the total area under crop amounts to 14,746 hectare. Increase in crop productivity, improvement of the irrigation network, and land reclamation contribute to developing the agricultural sector. An area under cotton makes up 65 percent of the total sown area in the district. Within the crop rotation pattern, cotton alternates with alfalfa, wheat, and corn. The natural conditions are favorable for viticulture and horticulture. Taste properties of some particular varieties of grape, Kuva's pomegranates, fig, and apricot won international recognition. Annual income of some fruit-growers ranges from US\$ 20,000 to 40,000. By the time of this survey, most private farms, dekhkan farms², and private entrepreneurs engaged in viticulture and horticulture had lost their profits due to land productivity deterioration (due to salinity, waterlogging, and high salinity of irrigated water). The scantiness of natural grazing lands and lack of highly productive fodder hinder from intensive developing cattle breeding and, therefore, sheep breeding is developed here in a larger extent as well as goats breeding for production of meat and wool. In addition, farms of the district produce silk cocoons.

² In Uzbekistan, a private farm is an independent economic operator that possesses the rights of a legal person. Its members engage in joint agricultural production using land plot provided to them through a long-term land-lease. For private farms specializing in growing cotton and grain the minimal size of plots leased is not less than 10 hectares; and for fruit-growing, viticulture, and vegetable-growing it is not less than 1 hectare. A dekhkan farm is a small, marketable family farm where the family members personally work their garden land plot, which allocated to the head of the family for lifelong hereditary tenure. The area of such a plot (including buildings and yards) is up to 0.35 hectares on irrigated lands (the Report of Social Assessment of the Karshi Pumping Cascade Rehabilitation Project financed by the World Bank)

The Karkidon Reservoir is under operation since 1966 and promotes improving water availability and agricultural productivity in the district. Unfortunately, the land productivity is gradually decreasing in the southern portion of the district owing to rise in groundwater table (according to water professionals, groundwater table is at a depth of 0.50 m below the land surface on some fields from year to year).

Decline in crop yields is observed in the district. Orchards are drying up, and local inhabitants are losing their main source of livelihood. Most analysts who surveyed these villages have specified this situation as the key problem for local families. In the process of the survey, it was determined that the administration of Kuva District considers this problem as one of key issues under planning social and economic development of the district.

Households and their owners

About 20 percent of women are actually heads of their households; in general, these are widows, unwed mothers, and divorcees. In addition, the paradoxical situation was disclosed during face-to-face interviews with women, it was discovered that men are often formally considered as heads of households, at the same time, women manage actually all financial and economic issues, but nobody speaks about their real status. An amount of single women who manage their households is relatively low; usually relatives assist them, therefore, in most cases, women recognize older sun, sun in law or brothers as heads of their families. In complete families, all members recognize unconditionally the oldest man, who is most trustworthy and competent in financial and business issues, as head of their household.

General characteristics of households and their sizes

The gender survey has revealed that an average size of household plot (yard) makes up 0.05 to 0.06 ha, which are occupied by buildings (house, sheds, cowshed or sheepfold), a little orchard consisting of 4 to 5 fruit trees and vineyard, and plus 0.10 to 0.12 ha allocated for vegetables growing. Thus, the net area, from which the rural family can generate real income, is over the range of 0.12 to 0.15 ha, i.e. 0.02 to 0.03 ha per one member of the family.

The rural residents are basically growing the following crops (Table 2.8.1) on their garden plots for sale:

Table 2.8.1 Vegetables and fruits grown on garden plots

Vegetables and fruits	% of families engaged in their growing
Tomato	48
Potato	36
Onion	18
Apricot	28
Grape	32
Pomegranate	22
Corn	14
Persimmon	5

Composition of a rural family

An average size of the family in the district varies over the range of 4 to 7 people. Usually, the rural family consists of two spouses, 2 to 3 children (rarely four children), and aged parents who live together with them (in general, with the family of the youngest son). In the common family, there

are two or three members able to work; other members being young (children) or old age are of limited ability to work.

Population

The resident population growth, on average, amounts to 1.1 percent per year, and at present, the population makes up 186,400 people (Figure 2.8.1).

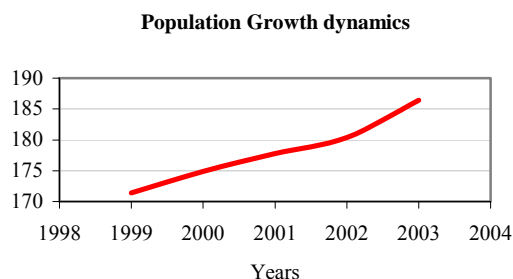


Figure 2.8.1 Dynamics of the population in Kuva District (000' people)

Table 2.8.2 shows that the population is properly balanced in the district with respect to the gender aspect. The percentage of the children's population is high due to the higher birth rate that results, in turn, in redistribution of expenses of households.

Table 2.8.2 Composition of the population

No	Farm	Total population	Including:		
			men	women	children
			%	%	%
1.	Sultonobod	2,735	32	40	28
2.	Dekhkobod	2,735	40	39	21
3.	Moy	375	22	42	36
4.	Turk	3,000	21	60	19
5.	Kakyr	1,020	28	52	20
6.	Urokbashi	300	32	51	17

Respondents consider that the optimal amount of children in the family should not exceed four children; at the same time, the younger women (the age below 30) mentioned 2 to 4 children and older women – 2 to 6 children. Most female respondents informed that in overwhelming majority of cases their wish to give birth coincide with wish of their husbands (63%). In 24 percent of cases, husbands are in opposition, and in 13 percent of cases, they find difficulty in answering. Above-mentioned figures confirm that women of the reproductive age have enough freedom in planning their family. Respondents consider financial problems, lack of dwelling, and presence of a little child as key causes impeding childbirth. Such reasons as fear to have problems on job or unfavorable circumstances in the family exert the least influence on decision-making to give birth.

Marriage age (nubility)

In the district, an average marriage age makes up 17 to 20 for women and 18 to 25 for men. In recent years, lowering of the marriage age level for women is observed, and in our view, this is related to strengthening the traditional views concerning marriage issues. The gender survey shows that the key factor that characterizes marriage aspects is the satisfaction of both spouses by existing

distribution of workload in housekeeping and care for children. In the district, the actual distribution of workload between men and women is extremely patriarchal for the time being: men dominate in professional activity while women in housekeeping. Upbringing of children is actually the duty of women.

Economic aspects

Forming the rural family's budget

According to collected data, main sources of households' income (Figure 2.8.8) are the following:

- labor at a permanent place of employment or temporary work for a wage, by one or all capable members of a family (28 percent of respondents);
- personal garden plots including consumable produce (36 percent of respondents)
- state funds allocated to specific social groups of the population in the form of pensions, benefits, grants etc. (children benefits, pensions, benefits to low-income families) (15 percent of respondents)
- secondary employment, which provides 18 percent of incomes (some families have additional job, more often this is casual, seasonal or day-work); and
- financial aid of relatives (13 percent of respondents).

Other sources of income do not play an essential role in the family budget including entrepreneur activity and property pointing on insufficient mastering of new marketable categories of economic activity. 76 percent of women and 71 percent of men mentioned the value of their garden plots as vitally necessary reality («we could not survive without it»).

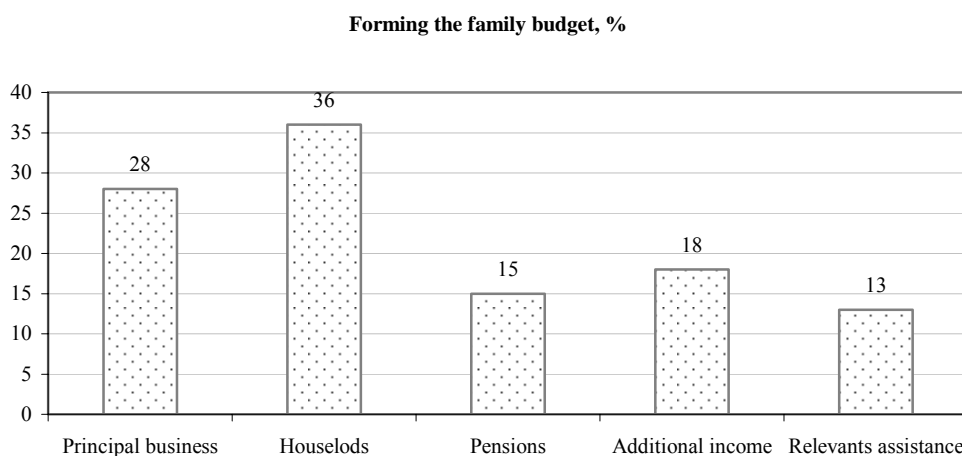


Figure 2.8.8 Forming the budget

At the same time, the respondents pointed that input of women into revenues of the budget makes up less than 30 to 40 percent. As a whole, negligible amount of rural women has permanent wage, including employees in the State institutions in such sectors as consumers' services, public health, and education. Incomes of these women do not differ from those of men working in the same sectors. Women who are engaged in the agricultural sector, i.e. in collective or private farms, have rather small wages (no more than Uzbek Soms 5,000 to 6,000 per month). Access to the land resources, irrigated water, fodders, fuel (guza-paya – dry stems after picking cotton) etc is more attractive for them. In particular, they use the possibility to cultivate a land plot free after harvesting main crops and to harvest their own yield.

At present, women work in the economic sectors with the low level of wages, which do not generate direct profit but vitally important for society – education, public health, and culture.

Income per capita can be used as an indicator of the standard of living. It amounts to US\$ **11.8** per month in Uzbekistan. 90 percent of respondents gave the positive answer to the question: «Does current family income satisfy you? ».

Expenses of rural families

The expenses structure of an average rural family in the district is given in Table 2.8.3 below:

Table 2.8.3 The expenses structure in the rural family (in %)

FOOD (WITHOUT CONSUMPTION OF FOODSTUFF FROM THE GARDEN PLOT)	42
Non-food items	15
Household expenses	17
Medicines and medical services	8
Public utilities services	6
Education	8
Others	4

Data on expenses of households reveal that rural residents spend for food almost the lion's share of their incomes. A share of earnings in kind, which consists of foodstuff grown on garden plots, of payment in kind made by cooperative farms and other employers, and of food aid granted by relatives makes up 34 percent. This rather low indicator is evidence of the marketable value of the most part of output grown on garden plots; and data on sales of output by households confirm this fact as well. Almost 60 percent of households were producing and selling their agricultural output. Somehow or other, data collected in the course of gender surveys do not corroborate the idea that rural households completely meet their needs in foodstuff at the expense of their garden plots. At the same time, expenses of rural households for purchasing various agricultural inputs (fodder, seeds, seedlings, implements etc.) are less 3 times than for food purchase. Female respondents included their own expenses for personal needs (including expenses for hygienic materials) into general expenses. It is necessary to point the extremely low level of this kind of expenses (0.1 to 0.5 percent of the total family budget). Thus, women should hunt up some money from the very limited budget for themselves, attempting to minimize “**losses**” for the family budget.

Foodstuff consumption

According to data of the gender survey, such foodstuff as flour, macaroni, potato, groats (primarily, rice), cotton-seed oil, sugar, and tea dominate within the food consumption structure of the rural family. Vegetables and fruits, meat and eggs, and dairy products are insufficiently consumed,

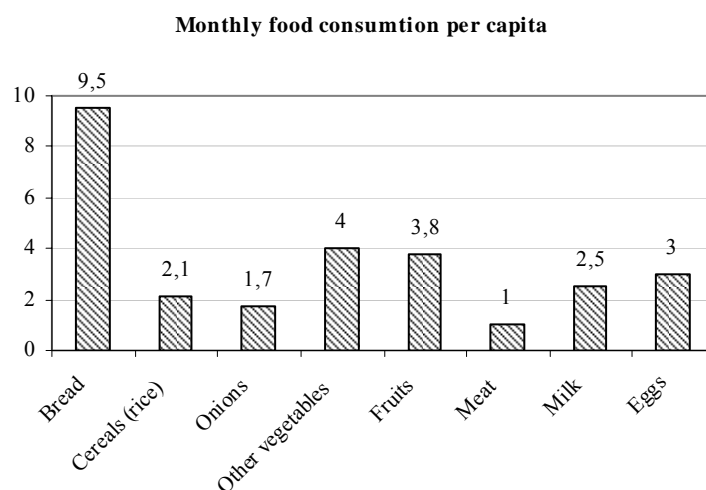


Figure 2.8.3 Monthly food consumption per capita

although they are produced on the garden plots. Figure 2.8.3 shows that carbohydrates dominate in the diet of rural inhabitants, but consumption of proteins and fats is obviously insufficient.

Gender status in a family

According to respondents, it is possible to draw conclusion that the level of understanding of gender issues is not high, and, first of all, because women have always contented themselves with the auxiliary and subordinated role in the family. In the process of survey, more than half women expressed their opinion that a policy and even learning a policy are not an occupation for women. Respondents have considered that motherhood, family issues, childhood protection, and problems of pensioners are the key fields of public activity for women.

Rural women, in their behavioral orientation and motion towards recognition of their social importance, have to base on generally accepted patterns, social norms and standards according to which the position of socially active woman and her aspiration for leadership are considered as out of line with the traditional ideal. Nevertheless, it was pleasant to see that most respondents understand the necessity for strengthening the role of rural women in solving social problems in rural regions, especially such issues as developing social infrastructure in villages.

In the process of discussions, it was discovered that rural residents well understand that arranging the local community's activity (children festivals, traditional solemnity, meetings in schools with veterans etc.) require collective efforts. This activity is very important for spiritual and cultural development of society but requires a lot time spent by volunteers. Both men and women are usually involved in this activity. At the same time, if this activity envisages a routine work, which is free of charge then, as a rule, it is performed by women; however, if this activity is payable or provides advancement in the social status (for example, when an opportunity offers to become a chairperson of the community's assembly) then it is performed by men. This is evidence of presence of two different ideologies with respect to the social status of women. The first one is the ideology of equality based on legislative acts and normative documents, and another one is the patriarchal ideology that dominates in the real life. In accordance with this situation, there are two contradictory tendencies. On the one hand, democratic reforms create wide opportunities for self-actualization of women that are supported by different initiatives, and on the other hand, realization of these opportunities that is accompanied by new problems related to traditions, stereotypes, and the lower competitive capability of rural women at the labor-market. Objectively, opportunities are rising, but, at the same time, difficulties are growing up for both women and men. At present, patriarchal attitudes (such as a woman has to perform the traditional roles of a wife, mother, and homemaker) dominate in national consciousness. As a result, there is doubleness in rural inhabitants' thinking concerning gender problems and the status of women as a whole. According to the gender survey, the final decision regarding allocation of the family budget is made by men in overwhelming majority of households (71 percent of respondents), and this is related to deep-rooted traditions and views that a man is a major "bread-winner", however, a women draws up "a draft decision" almost in all families (Figure 2.8.4).

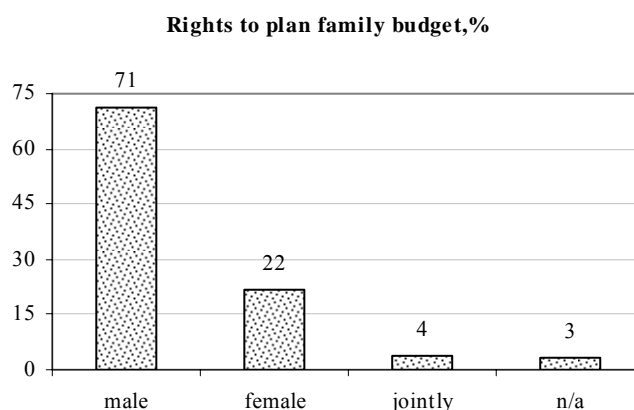


Figure 2.8.4 The right to plan the family budget

Based on answers of respondents it is possible to present views concerning the status of women in society are distributed as follows:

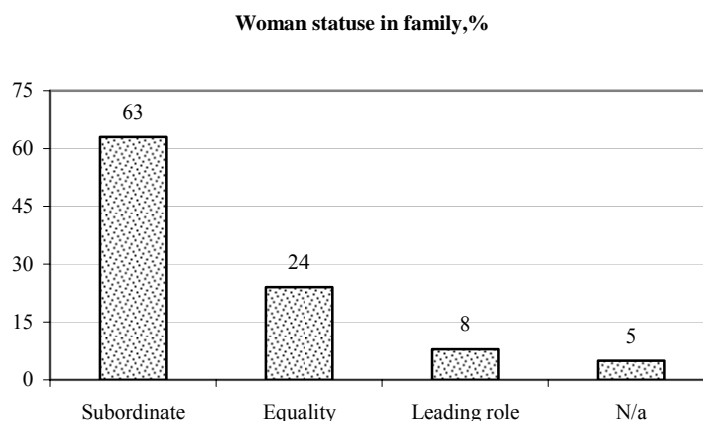


Fig. 2.8.5 The status of a woman in the family

Communication with rural women in the process of the gender survey has shown that they prefer the following duties (in descending order) among many others:

1. maintaining peaceful environment and well-being in the family;
2. cooking and cleaning their house;
3. spending family's money economically;
4. caring for children;
5. earning money;
6. caring for their own appearance to be attractive for their husband;
7. making purchases for the family;
8. improving their education;
9. participating in the social life of their community; and
10. performing devotions and traditional rites.

Labor and employment

Employment of rural men and women

We asked respondents to describe their daily routine in order to have more detailed information on the division of labor between men and women in the rural area regarding both income-generating activity and housekeeping. Data averaged through the week is given in Annex 2.8, Figure 1. It was specified that a woman spend for unpaid homework 36.6 percent of her life cycle, for wage work – 22.7 percent, for leisure and entertainment – 10.7 percent, for social life -1.2 percent, and for sleep – 28.8 percent correspondingly (Figure 2.8.6). Findings of this survey show that in the rural family both spouses are actual and necessary “bread-winners” and this enables us to speak about gradual moving towards redistribution of responsibilities and about shift in male and female roles. The analysis performed enables us to draw an indirect conclusion that extreme time deficit limits the women's possibilities to participate in profitable production of agricultural output. Under conditions of the lack of necessary machinery, sufficient funds, and the established system of marketing, the work on the garden plot does not practically generate incomes. It means that women receive low proceeds of their activity, i.e. a rural woman is engaged in production of non-market output.

Analyzing distribution of responsibilities, we have drawn a conclusion about existence of two stages in gender relations in the rural family: if prior to the birth of child there were some features of a marriage equal in rights, then after the birth of child the distribution of rights and duties occur according to the traditional scenario. If after the birth of child, women play more various roles then men focus their energies on professional and social activity.

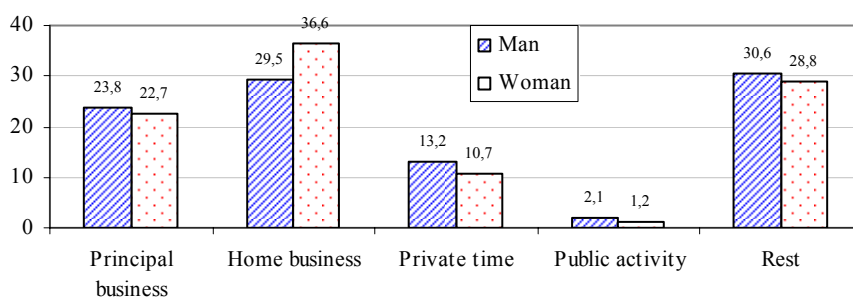


Figure 2.8.6 The time ratio between leisure and labor activity of men and women for a week, %

Higher workload on women, their duties related to housekeeping, and less access to information and other services are indirectly evidence of domination of men in decision-making. Gender distribution of labor at the levels of households and communities results in different strategic and practical requirements and interests of men and women. Social relations, existing at the level of household, transfer onto the level of the community where increase in the load of voluntary works on women and strengthening of the leading role of men take place.

Education and cultural aspects

As a whole, the district is provided by enough seats for pupils in schools, and there are schools practically in each village. However, in the winter period, many schools are ill heated due to irregularities in gas supply. For instance, respondents informed us that in Moy Village during bad weather (rains or snow), many parents do not allow their children to go to the school because they should cross over the irrigation canal at the ill-equipped place, and there were accidents with children (traumatism). Schools are technically ill equipped; there are not computers in many schools, and if they are available then they are out-of-date or inoperable. Many parents complained that textbooks and school uniform are very expensive; therefore, a share of expenses for pupils in the family budget is quite high. The gender survey has shown that the level of attendance at schools directly depends on welfare of rural families. We defined that the level of attendance at schools remains rather high for pupils younger than 15 years old (99%), but for pupils above this age, its decline is observed. Respondents explained that older children have more responsibilities and should earn money for the family. There are not any differences in the level of attendance owing to the gender identification: on average, the level of attendance of pupils above 15 years old amounts to 92 percent for girls and 94 percent for boys. Everywhere, during spring and autumn periods, pupils are diverted from teaching for participating in weeding or harvesting cotton.

Despite availability of cultural institutions (clubs, cinemas) in the rural area, many respondents complained on quite limited opportunities for valuable leisure and entertainment. Most inhabitants prefer to watch TV. With respect to newspapers and magazines, the good example may be the fact

that in the Sultonobod rural settlement where 675 families reside and the population amounts to 2,735 people, only one family has subscribed for the newspaper “Fargona Khakikaty”, one more family has subscribed for the newspaper “Makhala”, and seven families have subscribed for the district newspaper “Kuva Khaety”. In general, the rural population meets its cultural needs during rare trips together with children to the district administrative center or to Fergana City. In addition, they arrange festivals, weddings, and other traditional amusements.

Medical care

The gender survey has shown that the district is provided with public health institutions. For example, four medical institutions operate in the surveyed area. There is the well-equipped Mother & Child Center in the district administrative center, which can be the envy of inhabitants from neighbor regions and big cities. It may be noted that in Kuva District, medical care is at the quite high level in comparing with other districts of Fergana Province.

Priority goals and personal features necessary for achieving success

Data of the gender survey shows that family’s happiness and welfare are the leading goal for rural women, and active participation in the social life is the secondary aspect of their life.

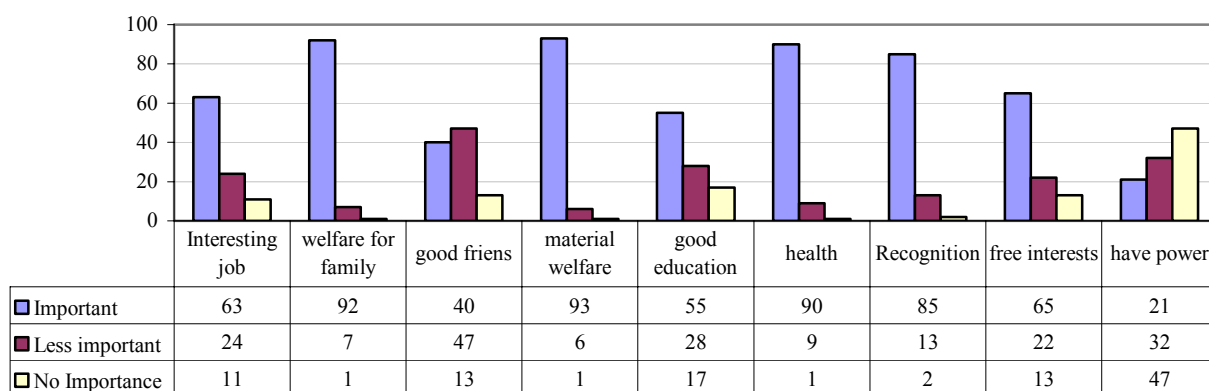


Figure 2.8.7 Priority goals

Women specified intellect, diligence, to be well-bred, honesty, and adherence to principle as chief personal features necessary for achieving success. They consider such features as education, strength of character, perseverance, selflessness i.e. those features that promote to be an active member of society as secondary features (Figure 2.8.8).

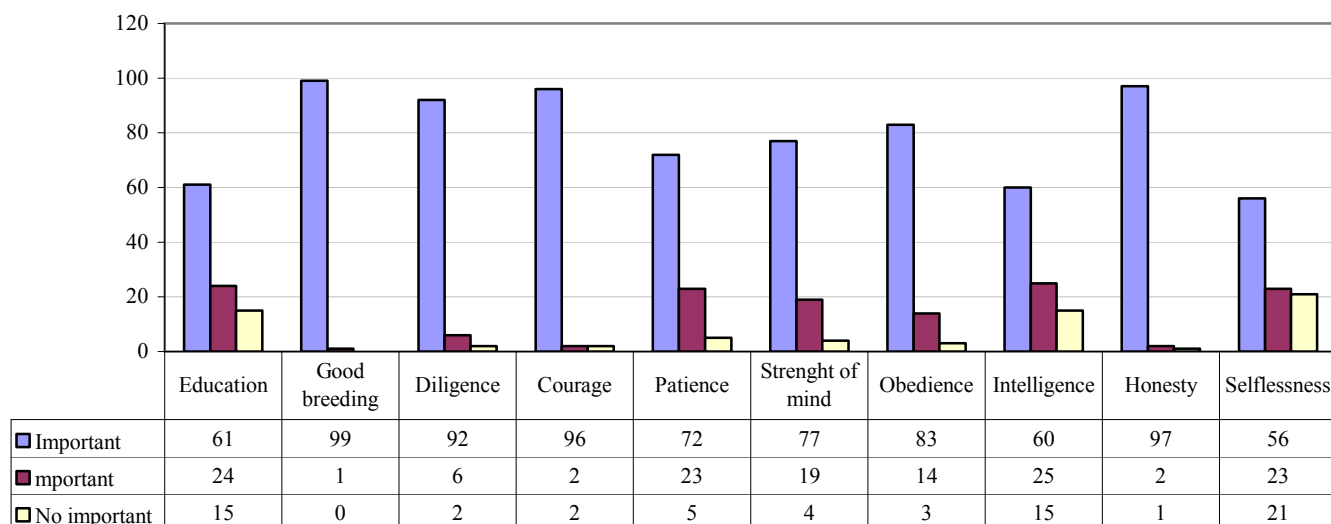


Figure 2.8.8 Personal features needed for achieving success

Water use

The district water supply organization “Suvokava” (former Rayvodocanal) renders services on domestic-potable water supply to the population, institutions, and organizations in the district, and in addition, most drainage and artesian wells belong to local cooperative farms. At the same time, the District Irrigation Scheme Management distributes water for irrigation at the level of main irrigation canals, and land reclamation services (irrigators) manage on-farm water distribution. According to respondents, water supply services are not always accessible, and existing water supply systems do not operate on the regular basis. For example, the water supply system in Dekhkonobod Village was built in 1980, and today it is out of operation. In this rural administrative area where 3,242 people reside the water supply covers only 38 percent of the population; and water is hauled from the water sources located more than one-kilometer aside.

The level of water supply is directly related to the seasonality, for example, in the autumn-winter period, pumps in artesian wells do not operate due to frequent interruptions in power supply. As a whole, it is possible to assert that water supply is not always even and regular. Only some households have the possibility to use the water-supply systems regularly. However, these water-supply systems are in ill-being technical conditions due to the lack of funds and spare parts for their rehabilitation. The local communities cannot provide the timely repair of water-supply systems. Therefore, the joint measures of the State and local communities are necessary to replace water pumps and another equipment that now are out of operation in order to improve water supply.

There are not practically the sources of potable water in villages Urokboshi, Dekhkonobod, Moy, Kakyr, Turk, and Salim. Inhabitants of these villages the population of which exceed 16,000 people deliver water using various means including cars, cartage, bicycles, and specially equipped handcarts. A distance to the nearest water sources varies from 1 to 3 km. According to local women, they spend from 1.5 to 2 hours every day for water delivery.

Figure 2.8.9 shows that, under availability of water supply systems, a considerable part of the population (23 percent) need to use water from open sources or drainage wells

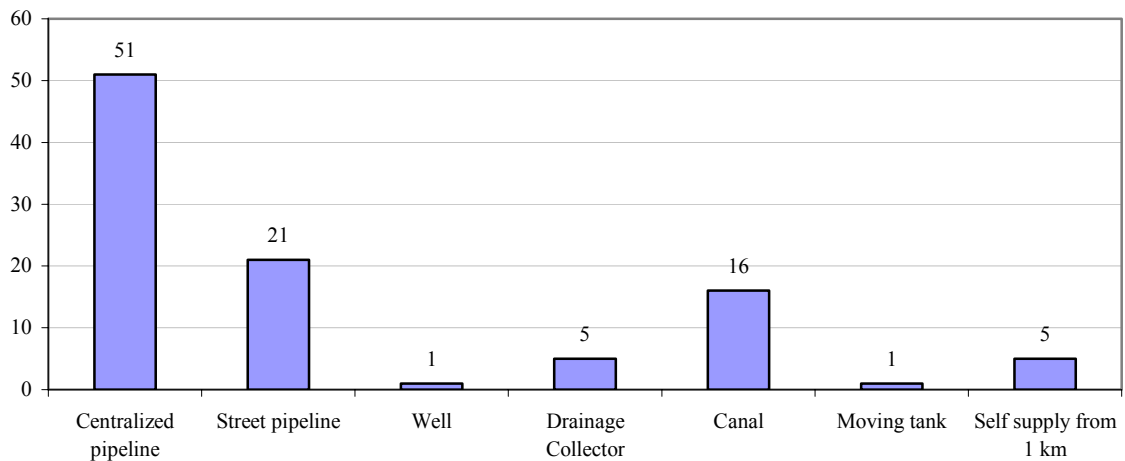


Fig. 2.8.9 Type of household water supply, %

During our visits to rural households, we have seen water-storing tanks made of standard reinforced concrete pipes installed vertically on the ground surface. Only prosperous families that can pay for water delivery by water-carriers install such water-storing tanks. Most rural inhabitants keep water in 50-liter aluminum flasks, buckets or other available tanks. As we ascertained, women are mainly responsible for distribution, control, and regulation of water consumption for drinking and domestic needs, at the same time, men are engaged in water delivery using cars, cartages, or bicycles. The process water delivery itself and water storing do not meet due sanitary standards. Water delivery in the autumn-winter season at the time of snowfall or rains is dangerous for life of women and especially children since most of streets in villages are not lighted and have not asphalt pavement.

After generalization of respondents' answers concerning issues of water delivery, distribution, and consumption in rural households, we have received the following findings (Figure 2.8.10):

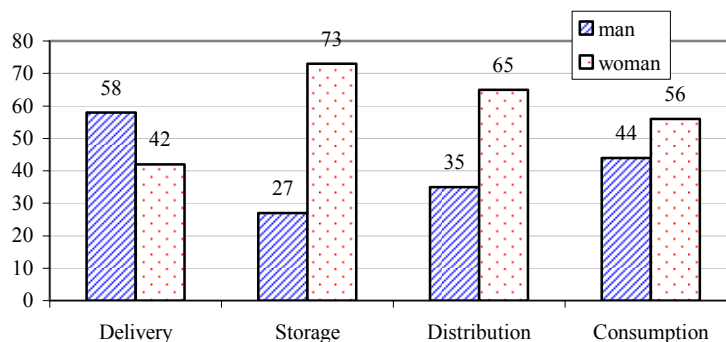


Figure 2.8.10 Water storing and consumption

At the same time, women consume more water for domestic needs (washing, laundering, cleaning, and cooking), and men for irrigation that is seasonal activity. Although, most respondents (78%) consider that it is necessary to put the water-saving technologies into practice of household water supply and irrigation, however, nobody can answer clear what measures should be employed for proposed water saving. Rural residents have some information about water-meters for households and flow-measuring structures for irrigation; however, this information is insufficient. Thus, the necessity in popularization of the water-saving technologies was revealed; at the same time, rural inhabitants will be interested by approaches, which can provide the practical profit for them in the

form of decreasing expenses for water supply. This activity can be organized by means of conducting a number of training courses in communities with involving female activists and paying special attention to aspects of public participation, of strengthening the positions of women, young people, and local communities.

The gender survey has shown that in rural areas sanitary facilities for men and women are ill provided. According to respondents, the main problem in villages is the lack of public bathhouses or their non-functioning. Basic causes are insufficient water head in the water-supply network and problems with gas-supply. Owing to the same causes, bathhouses or stationary shower cabinets are practically absent in all households. For instance, according to our estimates, only 10 percent of families have water heaters or boilers. In summer, people takes a shower using water heated by the sun but even this simple appliance is absent in many households and people heats water in buckets to use it for washing. In winter, rural residents go to public bathhouses in the administrative center or to the nearest settlements where public bathhouses are operable. This problem especially negatively affects women because men can wash themselves in irrigation canals, but rural women do not have access to this “luxury” owing to traditional prejudices.

Rather shallow cesspools in rural households are equipped with an adobe building or a shed made of tar paper or plywood with a reed roof. According to interviewers, men clean off cesspools and often use excrements as fertilizers. In some cases, cesspool is simply covered over with earth, and a new cesspool is dug in another place. With respect to removal of household rubbish, it was mentioned that this is also the problem. Although in the rural areas, household rubbish mainly consists of organic mixtures, which are easily utilized as fertilizers, the part of household rubbish, especially construction waste, is removed to be filled into holes. Sometimes, household rubbish is disposed into irrigation canals. Communities’ activists attempt to monitor and prevent these cases, but this problem is topical yet due to low ecological and sanitary culture of the population.

Land use

A little amount of women, as landowners, has access to the land resources through establishing private farms (only 10 to 12 percent of private farms in the district).

95 percent of respondents consider that only a man:

- allocates land plots for vegetable gardens;
- has access to agricultural machinery;
- has access to a market;
- has the priority in receiving credits;
- posses land and water use rights;
- makes decisions in regard with a crop pattern in a farm; and
- has real access to a ready sale

CONCLUSION

The analysis of collected data has shown that certain discrimination of rural women that becomes apparent, principally, in economic dependence from their husbands and other members of the family takes place practically in all countries of Central Asia and Caucasus. As has been abovementioned, only 7.6 percent of women in countries of Transcaucasia and 3.2 percent of women in countries of Central Asia possess the right to manage the family budget independently, however, most women cannot spend money earned by women themselves at their own discretion. A negligible amount of women has received access to land resources for establishing a farm as a proprietress. Discrimination of women shows in increase of unrequited labor on garden plots; in addition, the low level of utilities services negatively affects women by increasing their physical inputs. Mass involvement of women in agricultural works in farms of Tajikistan, Uzbekistan, and Turkmenistan is seasonal, and at the same time they carry out the most labor-intensive and low-paid works.

We revealed that a share of women having higher and special secondary education amounts to 28.3 percent in countries of Transcaucasia and 14.8 percent of women in countries of Central Asia. However, most women are engaged in low-paid budget sectors, and therefore, according to data of the survey, the gender gap in input to the family budget makes up 37 percent in countries of Transcaucasia, and 55 percent in CAR. Neglecting personal interests owing to fear to loss the opportunity for working and earning money, women agree to be engaged in low-status and low-skill occupations without possibilities to improve their professional skill.

There are certain obstacles for developing business undertakings among women. An overwhelming number of women-entrepreneurs operate in the field of small retail trade without access to infrastructure and the systems of crediting and transport-cargo services. Therefore, they have to sell small lots (of goods), in general, (this is quite a labor-intensive occupation taking into account remoteness of markets) to satisfy only the momentary needs of their families. Both men and women treat to developing the female business positively, although men are more cautious in their assessments. Respondents mentioned the following causes that impede active involvement of women to private business (in descending order):

- lack of money to start-up businesses;
- bureaucratic barriers;
- lack of specialized knowledge and education;
- lack of professional skill for business management;
- restricted access to education,

Dynamic revival of such traditions as earlier marriage and isolated life, and decline in prestige of education has resulted in decreasing a share of female students in higher education institutions and colleges. In turn, this has resulted in low representation of rural women at the market of high-skill labor in the regions. It is necessary to note that basic concerns for children and aged people lay on women's shoulders, and, in turn, strengthen workload on women and do not enable them to use existing opportunities for self-realization and self-perfection.

The general conclusion from this study is that problems of rural women such as access to water, land, financial, and material resources and to education and culture is topical; and it may be considered that most of rural women are restricted in realizing their opportunities. Findings of our gender survey testify that revising the social policy in respect to rural women should be done. It is necessary to initiate a transition towards practical implementation of tasks aimed at decreasing the level of gender discrepancy.

This gender survey has shown that redistribution of gender roles in the family take place in the rural areas. Men are losing the status of “bread-winners”; at the same time, search for job forces many rural inhabitants to leave their households for other regions. All these factors considerably affect the social stability and result in imbalance within households and families. The status of rural women is aggravated by greater workload resulted from non-paid housekeeping labor and traditional possession of many children.

A few major factors that strengthen the rural women’s vulnerability were specified, and among them the following:

- “the time deficit” due to intensive and non-payable housekeeping labor that reduces considerably the women’s potential;
- the lack of proper conditions of life (running water, power cut, and irregular gas supply) that aggravates the problem of housekeeping;
- as long as women, in considerable less extent, occupy leading management positions in the agricultural sector, they have less organizational skill. At the same time, the gender survey has shown that women are more active in comparing with men in matters of introducing a new agricultural practice and principles of self-organization;
- the low level of representation of women in local governments predetermined the fact that rural women did not practically participate in privatization of enterprises;
- agricultural activity presumes the greater participation of women. At the same time, women are engaged in low-paying and low-skill works with the low level of labor efficiency;
- women have to spend more time on their garden plots to supply foodstuff to their families. Output produced in households due to the lack of machinery, insufficient funds, undeveloped market and sale system does not almost generate income. It means that women are mostly busy in producing non-market agricultural output;
- traditional views on gender-based social roles negatively affect social and income-generated activity of women in rural regions. Incidents of family violence with respect to women take place.
- increase in the workload on women that is related to bringing up their children under conditions of decline in the social security and the number of infant schools since along with children, disabled workers and veterans, and pensioners, women are major consumers of social services.
- the low level of access to education and in this connection the lack of high professional skill do not promote women to be more active at the labor market;
- limited opportunities for proper leisure and entertainment owing to the lack or non-functioning of rural cultural centers.

Proposed measures

The gender survey enabled us to make a conclusion that discrimination of rural women in access to water resources and water management negatively affect the general social status of women. To improve this situation it is necessary to implement the complex of measures, including the following actions:

1. conducting the training courses covering matters of water use and management for the groups consisting mainly of women. The curricula for these courses should include learning water-saving technique and methods of water management;
2. promoting establishment of water users’ groups, at the same time, women who participated in the training courses should be initiators of establishing water users’ groups (WUGs), and their major actors;
3. conducting the campaigns that popularize the ideas of establishing rural WUGs, practical application of water-saving technologies, installation of water-metering devices etc.;

4. supporting initiatives, which facilitate protection of water sources from pollution, their developing and improving their sanitary conditions; and
5. organizing workshops for exchanging of the experience in the field of water use with invitation of water professionals and representatives of the regions where WUGs were already established and successfully operate.

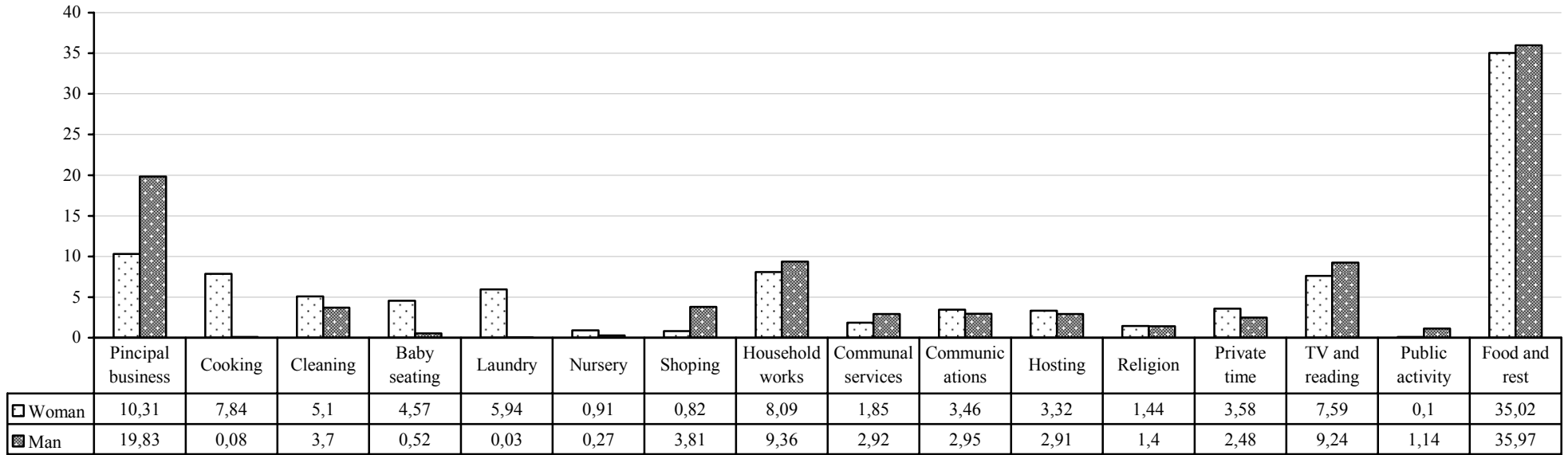
It is necessary to promote forming the budget plans and seeking additional off-budget financial resources for social aid to rural residents. Rural women should be considered as a specific target group. At the same time, it is necessary to take into account diversity of social groups living in specific regions and conditions of their life, and closer to cooperate with activists of non-governmental organizations created in the regions, whose activity addressed to gender problems.

It is needed to establish the Gender Study Centers, the purpose of which will be promotion of public awareness with respect to gender problems, dissemination of knowledge produced by social and humanitarian sciences regarding gender aspects, developing the gender curriculum for educational institutions, as well as implementing the gender research programs and pilot projects

ANNEXES

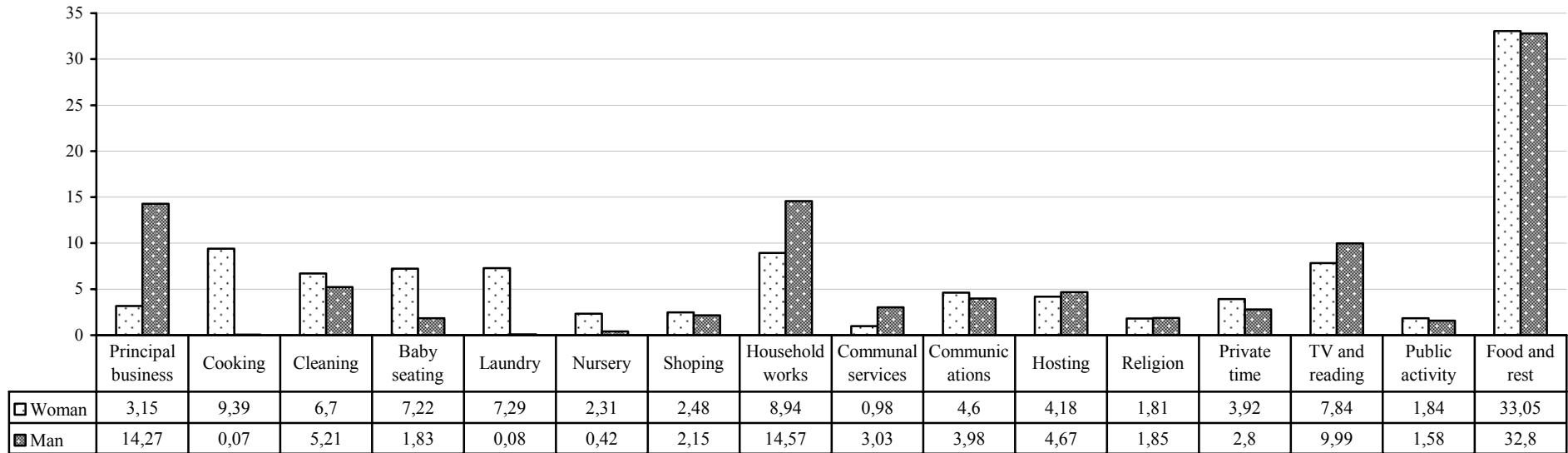
AZERBAIJAN

Time Contribution of Man and Woman, %



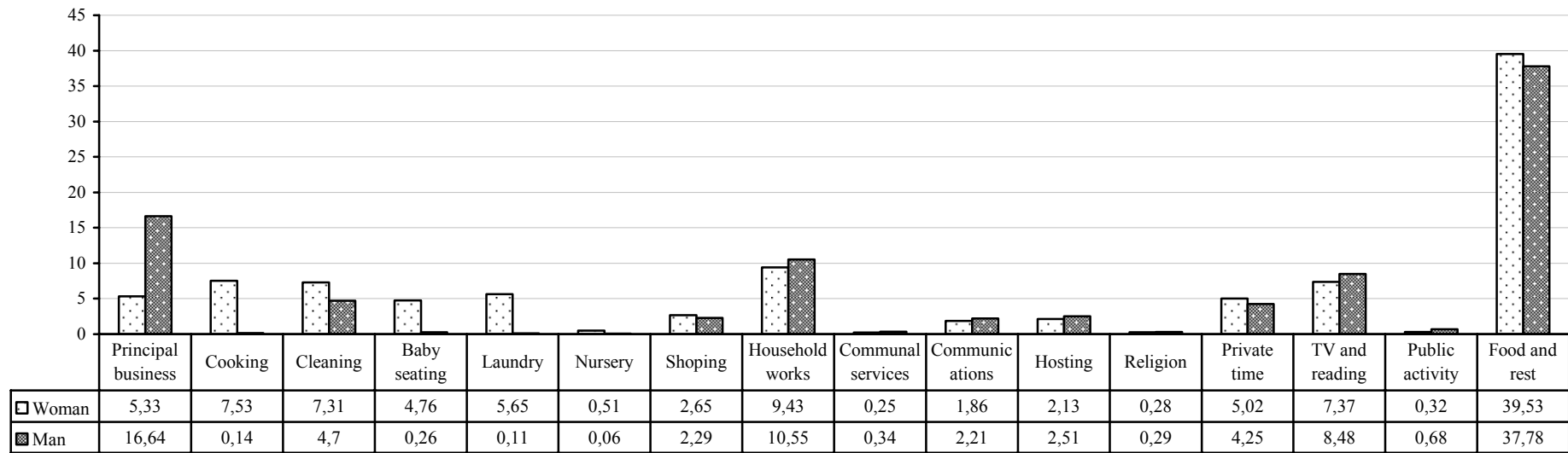
ARMENIA

Time Contribution of Man and Woman, %



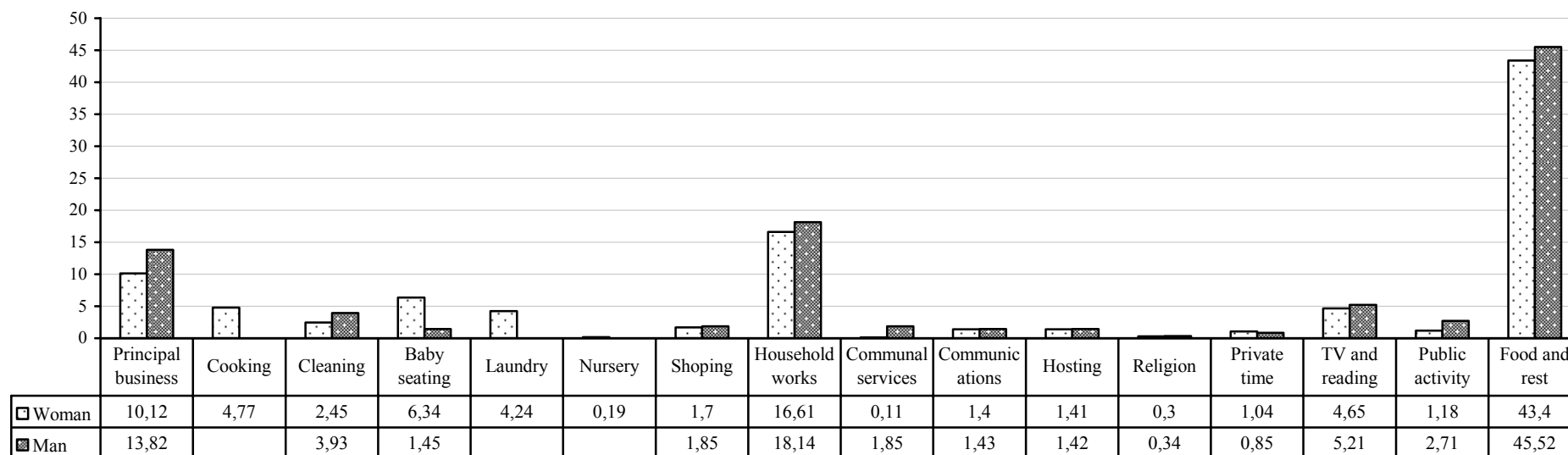
GEORGIA

Time Contribution of Man and Woman, %



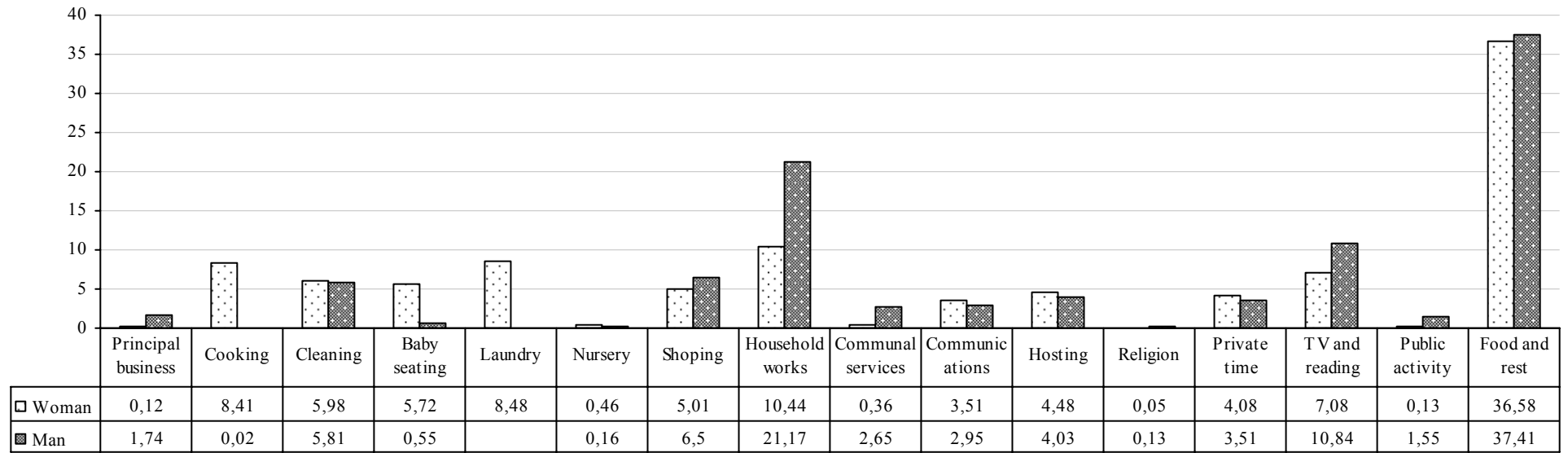
KAZAKHSTAN

Time Contribution of Man and Woman, %



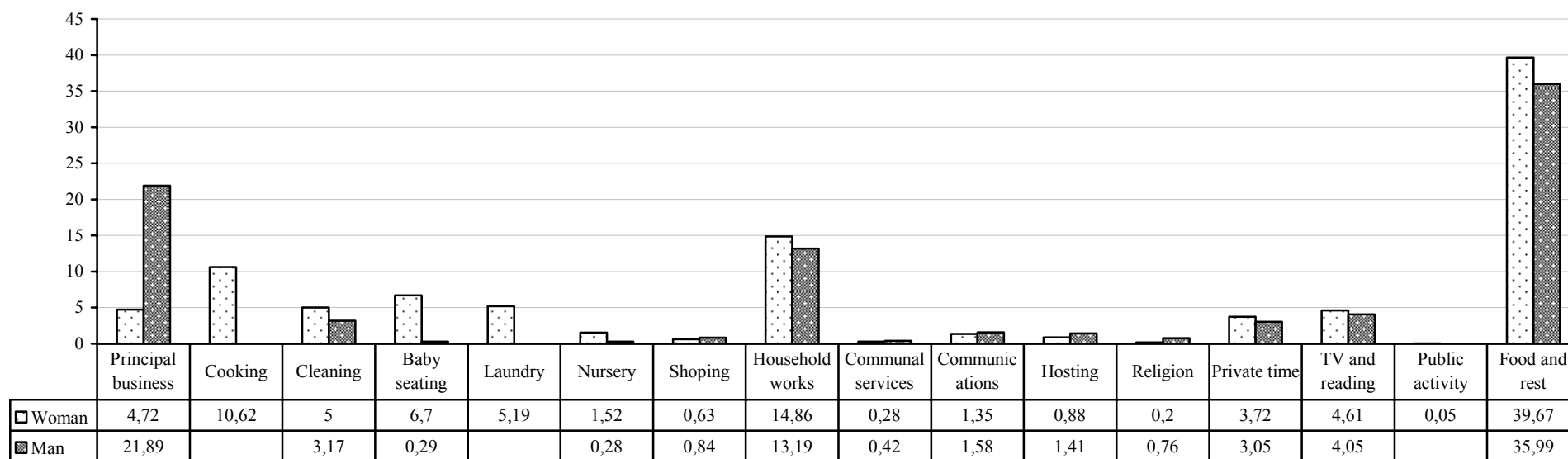
KYRGYZ REPUBLIC

Time Contribution of Man and Woman, %



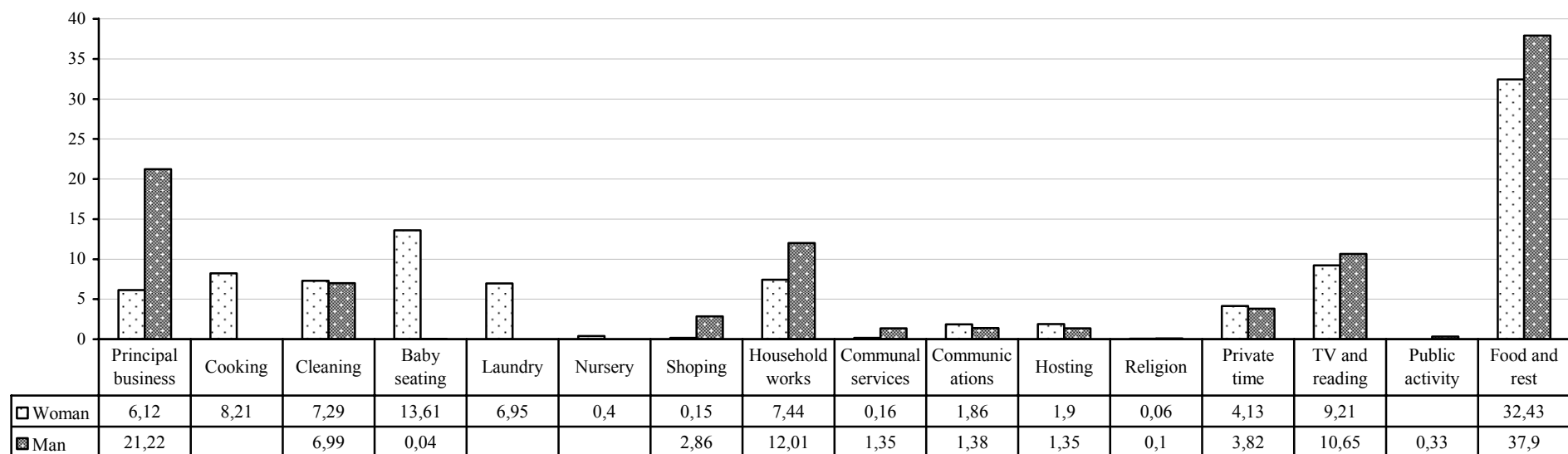
TURKMENISTAN

Time Contribution of Man and Woman, %



TAJIKISTAN

Time Contribution of man and Woman, %



UZBEKISTAN

Time Contribution of Man and Woman, %

