



In 2020, 171 countries submitted their national reports on SDG indicator 6.5.1.

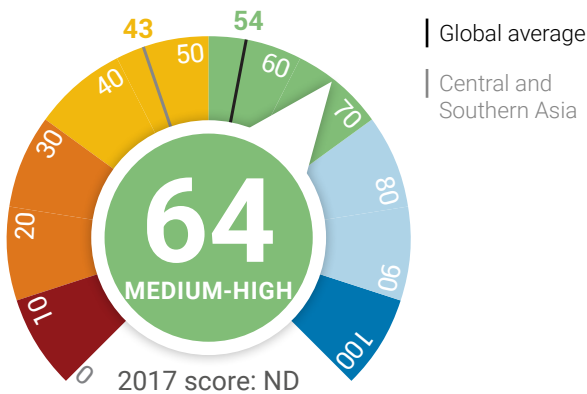
SDG indicator 6.5.1 score is based on 33 survey questions and is calculated as an average of the four IWRM dimension scores.

The world is currently not on track to reach Target 6.5: By 2030, implement IWRM at all levels, including through transboundary cooperation as appropriate.

Turkmenistan

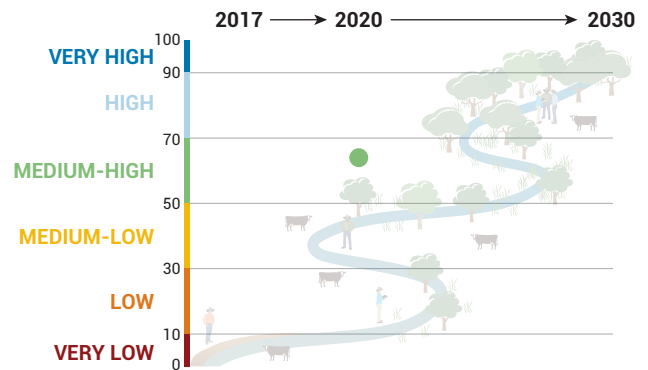
REGION: Central and Southern Asia

STATUS



IWRM IMPLEMENTATION

PROGRESS



Global target for SDG 6.5.1 is “very high” implementation by 2030. Countries may set their own national target*.

IWRM DIMENSIONS



Enabling environment

Policies, plans and laws to support IWRM.



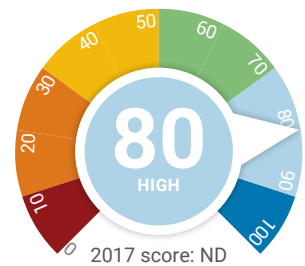
Institutions and participation

Capacity, participation and coordination at all levels.



Management instruments

Instruments to monitor and manage water resources and ecosystems.



Financing

Budgets and revenue raising for IWRM and infrastructure.

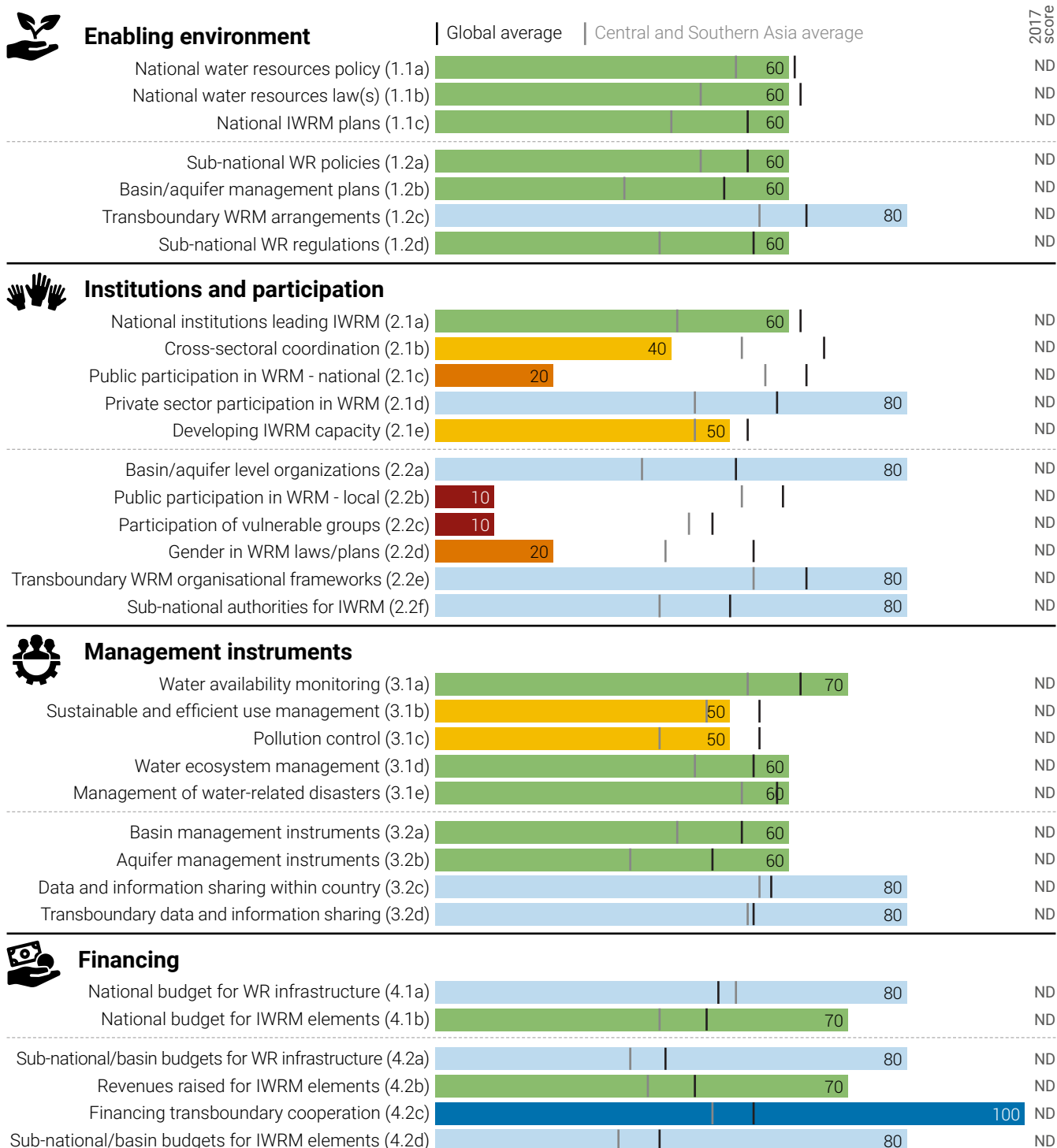
Simple interpretation of 6.5.1 IWRM implementation category

Very high	91-100:	Vast majority of IWRM elements fully implemented and objectives consistently achieved.
High	71-90:	Objectives of programmes generally met, stakeholder engagement generally good.
Medium-high	51-70:	Capacity to implement IWRM elements under long-term programmes generally adequate.
Medium-low	31-50:	Elements of IWRM generally institutionalized, and implementation underway.
Low	11-30:	Implementation of some elements of IWRM begun, but potentially low stakeholder engagement.
Very low	0-10:	Development of IWRM elements generally not begun, or stalled.

ND No data

More on methodology and individual question thresholds: <http://iwrmdataportal.unepdhi.org/>

SDG INDICATOR 6.5.1 NATIONAL SCORES BY SURVEY QUESTION



*Note that the 2020 survey differs slightly from the 2017 survey, namely questions 1.2d, 2.2c, 2.2d, 2.2f, 4.2d.

ND No data Very low (0, 10) Low (20, 30) Medium-low (40, 50) Medium-high (60, 70) High (80, 90) Very high (100)

On country progress since 2017

For some countries, the 2020 reporting process may have involved a more comprehensive stakeholder consultation process. Changes in scores between 2017 and 2020 may therefore be more of a reflection of the more robust process, rather than changes on the ground.

Further information and support

Visit the IWRM Data Portal to download country, regional and global results and reporting materials, including the country summaries in other languages: <http://iwrmdataportal.unepdhi.org>

Further support on advancing IWRM through action planning and implementation is available through the SDG 6 IWRM Support Programme: <https://www.gwp.org/en/sdg6support/>